



# TOGETHER WE BUILD THE FUTURE

Since 1989, with passion in our hearts, we have been shaping the future of agriculture by creating innovative agricultural machinery.

SPECIAL EDITION - AGRITECHNICA 2023



*#YourReliablePartnerinAgriculture*



## #YourReliablePartnerinAgriculture

Bale presses, bale wrappers, front loaders, feed mixers, manure spreaders, agricultural trailers, and cultivation units are the flagship products of the leading Polish manufacturer of agricultural machinery and equipment, Metal-Fach



# TABLE OF contents

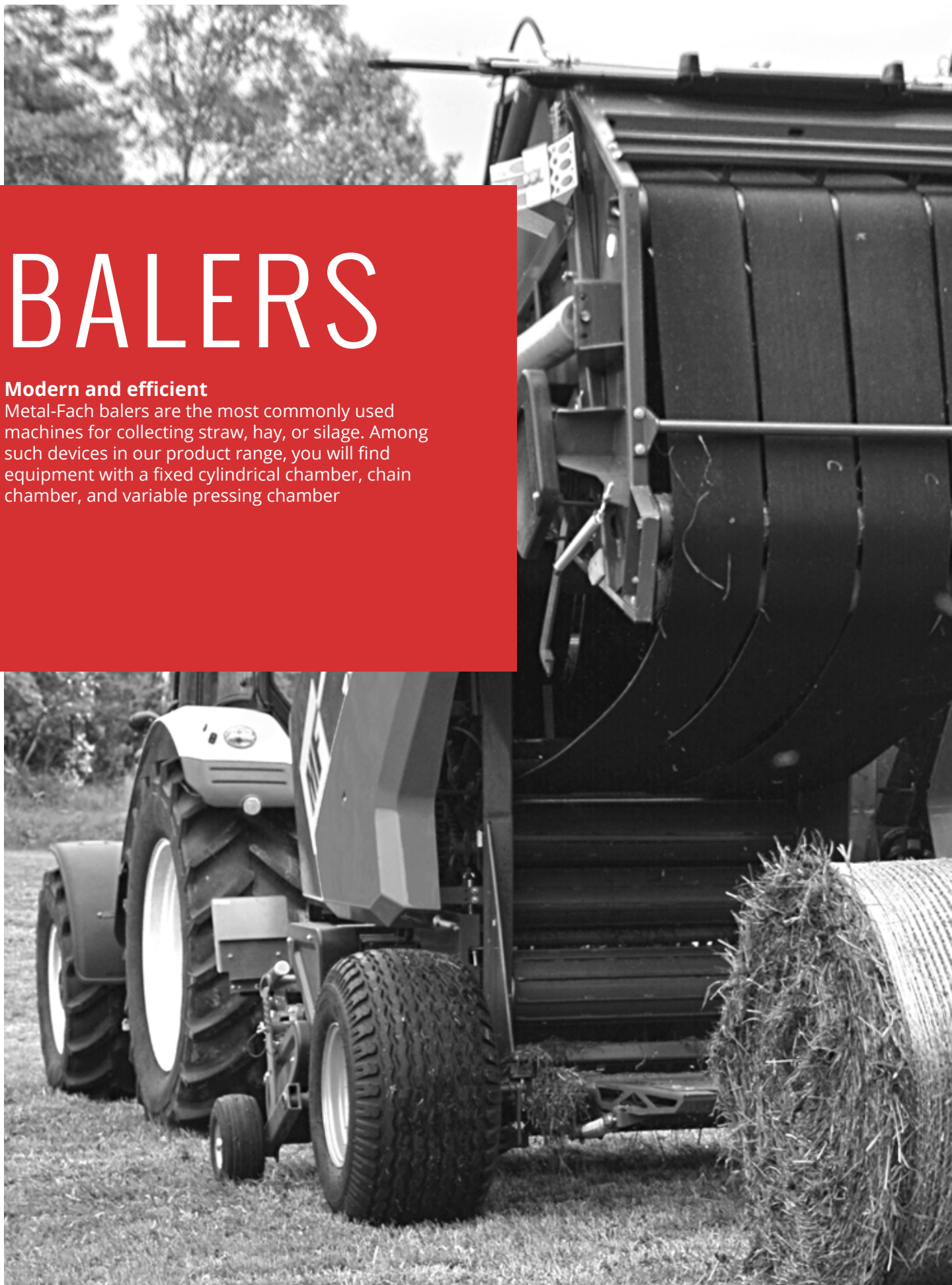
1	BALERS	04
2	BALER WRAPPERS	10
3	FRONT LOADERS	18
4	FEEDER WAGNOS	34
5	MANURE SPEADERS	44
6	TRAILERS	64
7	DUMP TRAILERS	104
8	PLATFORM TRAILERS FOR BALES	116
9	CULTIVATORS	122



# BALERS

## Modern and efficient

Metal-Fach balers are the most commonly used machines for collecting straw, hay, or silage. Among such devices in our product range, you will find equipment with a fixed cylindrical chamber, chain chamber, and variable pressing chamber







## Z562

16-ROLLER CHAMBER  
BALE DIAMETER: 1200 MM

TYPE OF  
HOMOLOGATION **EU**

### STANDARD EQUIPMENT

- ✓ Twine wrapping system
- ✓ Steering panel
- ✓ Full chamber indicator
- ✓ Parking jack
- ✓ Bale ejector
- ✓ PTO shaft
- ✓ Bearings central lubrication system
- ✓ Wheels 400/60-15.5 14 PR

### OPTIONAL EQUIPMENT

- Chains central lubrication 715 €
- Net wrapping 1 490 €
- Ensiling applicator 1 900 €
- Wide - angle PTO shaft - extra charge\* 440 €
- Wide - angle PTO shaft with automatic coupling - extra charge\* 1 315 €
- Plastic cover- extra charge\* 2 335 €
- Hydraulic breaks - extra charge\* 2 890 €



**16-roller chamber** ensures the highest degree of compression, resulting in precise and uniform bale consolidation




**Compression chamber rollers** - Flat plates are placed on the circumference of the rollers to limit material slippage



**Collector strip** - facilitates the lubrication of critical bearings and moving parts of the press



**Bale ejector** enables the gentle placement of the bale discharged from the chamber."



Enhanced durability and longevity of the pickup by using 5 discs




**Swath collector** - cam adjustment allows for setting the finger angle to harvesting conditions and the type of material being collected



Wide tires (400/60-15.5 14 PR) as **standard** - provide comfortable operation



**Rotor with 13 cutting blades**, each with individual spring protection



The net wrapping system ensures fast and precise wrapping of baled material in the machine



**Mechanically locked baling chamber** - the tractor's hydraulic pump is not under load during its operation



**Digital control panel** - features control functions for twine, net, applicator, and hydraulic distributor. It displays chamber overload



**Rubber copying wheels** of the pickup with adjustable height

TECHNICAL DATA	Length [mm]	Width [mm]	Height [mm]	Weight [kg]	Minimum tractor power [kW]	PTO rotational speed [rpm]	Tyres	Price [€]
<b>Z562</b>	3900	2470	2050	2350	35	<b>Pick-up and fork feeder</b>	400/60-15,5 14PR	<b>19 865</b>
<b>Z562R</b>	4000	2470	2050	2450	50	<b>Pick-up and rotor feeder</b>	400/60-15,5 14PR	<b>22 350</b>
<b>Z562RN</b>	4000	2470	2050	2750	70	<b>Pick-up and rotor feeder (rotor+blades) Pick-up</b>	400/60-15,5 14PR	<b>23 515</b>

# FIXED CHAMBER ROLL BALERS



## Z587

### CHAIN BALER

BALE DIAMETER: 1200/1500MM

TYPE OF HOMOLOGATION **EU**

### STANDARD EQUIPMENT

- ✓ Twine wrapping system
- ✓ Steering panel
- ✓ Parking jack
- ✓ Plastic cover
- ✓ PTO shaft
- ✓ Bearings central lubrication
- ✓ Bale ejector
- ✓ Wheels 400/60-15.5 14 PR

### OPTIONAL EQUIPMENT

- Chains central lubrication 715 €
- Net wrapping 1 490 €
- Wide – angle PTO shaft - extra charge\* 440 €
- Wide – angle PTO shaft with automatic coupling - extra charge\* 1 315 €
- Plastic cover- extra charge\* 2 335 €
- Pick-up 2m (Z587/1) - extra charge\* 465 €



**Chain chamber** - The degree of compression can be continuously adjusted by the user according to their own needs



**Collector strip** - facilitates the lubrication of critical bearings and moving parts of the press



**Pickup 2m (in the Z587/1 version)**



**Bale diameter: 1200/1500mm** - depending on the machine model



**Docisk pokosu palcowy** - usprawnia przeniesienie materiału poprzez podbieracz do komory



**Bale ejector** enables the gentle placement of the bale discharged from the chamber."



**Digital control panel** - features control functions for twine, net, applicator, and hydraulic distributor. It displays chamber overload



**Swath collector - cam adjustment** allows for setting the finger angle to harvesting conditions and the type of material being collected



**The net wrapping system** ensures fast and precise wrapping of baled material in the machine



**Hydraulically secured baler chamber** – does not burden the tractor's hydraulics during operation



Enhanced durability and longevity of the pickup by using 6 discs



**Rubber copying wheels** of the pickup with adjustable height

TECHNICAL DATA	Length [mm]	Width [mm]	Height [mm]	Weight [kg]	Minimum tractor power [kW]	PTO rotational speed [rpm]	Tyres	Price [€]
<b>Z587</b>	4325	2540	2200	2555	37	<b>Pick-up and fork feeder</b>	400/60-15,5 14PR	<b>21 470</b>
<b>Z587/1</b>	5070	2550	2395	2950	37	<b>Pick-up and fork feeder</b>	400/60-15,5 14PR	<b>23 370</b>





## Z514

VARIABLE CHAMBER  
ON BELTS

BALE DIAMETER: 900-1600MM

TYPE OF  
HOMOLOGATION **EU**

### STANDARD EQUIPMENT

- ✓ Net wrapping system
- ✓ Steering panel
- ✓ Parking jack
- ✓ Plastic cover
- ✓ Wide-angle PTO shaft with automatic coupling
- ✓ Chains and bearings central lubrication system
- ✓ Bale ejector
- ✓ Movable floor
- ✓ Pick-up 2m
- ✓ Seamless belt system
- ✓ Belt drive support system
- ✓ Wheels 500/50 R17
- ✓ Maintenance platform
- ✓ Additional automatic net container
- ✓ Flexible system of floor opening




**Belt chamber** - -  
The baler is equipped with four seamless belts, enabling precise bale formation with sizes ranging from 0.9 to 1.6 meters



**Wide pickup** -  
working width 1.9m, collection width 2.0m – optimal parameters for current field conditions



**Control panel** – serves as a control unit for the machine and the material collection process



**Pickup** - 4 main tines with a guiding cam provide excellent material gathering and transport quality to the rotor



**Copying wheel** - reduces the pressure of the pickup on the ground, allowing easy height adjustment (10 settings)



**Relief springs** – improve ground contour following and reduce the pressure of the copying wheels on the ground



**Roller pressure** - preliminarily compresses the collected material, improving material uptake from the field



**Four-blade cutting rotor**, V-shaped - Cutting length 77mm, 15 cutting knives individually protected by springs



**Hydraulically lowerable rotor floor** - in case of blockages, facilitates the removal of obstructing material



**Rotor protection: automatic clutch on the PTO shaft** – prevents overloading of the drive system, significantly facilitates the removal of material blockages



**Material compression** - combining a mechanical system with a hydraulic one to achieve a uniform degree of pressure on the rolled material regardless of the diameter of the rolled bale



**Bale ejector with the ability to make individual settings** – ensures the ejection of bales from the closing flap area

TECHNICAL DATA	Length [mm]	Width [mm]	Height [mm]	Weight [kg]	Minimum tractor power [kW]	PTO rotational speed [rpm]	Tyres	Price [€]
<b>Z514 R</b>	4890	2620	2700	4050	59	<b>Pick-up and rotor feeder</b>	500/50 R17	<b>51 125</b>
<b>Z514 RN</b>	4890	2620	2700	4050	59	<b>pick-up and rotor feeder (rotor+blades)</b>	500/50 R17	<b>52 585</b>

# FIXED CHAMBER ROLL BALERS

## STANDARD EQUIPMENT

- ✓ Net wrapping system
- ✓ Pick-up and rotor feeder
- ✓ Steering panel
- ✓ Parking jack
- ✓ Plastic cover
- ✓ Wide-angle PTO shaft with automatic coupling
- ✓ Bearings central lubrication system
- ✓ Chain central lubrication system
- ✓ Bale ejector
- ✓ Hydraulically lowered floor
- ✓ Maintenance platform



**Z603 RN**  
18-CYLINDER CHAMBER  
BALE DIAMETER: 1300 MM

TYPE OF HOMOLOGATION **EU**




Chamber with an increased diameter of 18 rolls - excellent for both dry and wet materials



Wide pickup - working width 1.9m, collection width 2.0m – optimal parameters for current field conditions



Net wrapping system - fast and precise wrapping of the rolled material with net inside the machine



Pickup - 4 main tines with a guiding cam provide excellent material gathering and transport quality to the rotor



Copying wheel - reduces the pressure of the pickup on the ground, allowing easy height adjustment (10 settings)



Relief springs – improve ground contour following and reduce the pressure of the copying wheels on the ground



Roller pressure - preliminarily compresses the collected material, improving material uptake from the field



Four-blade cutting rotor, V-shaped - Cutting length 77mm, 15 cutting knives individually protected by springs.



Hydraulically lowerable rotor floor - in case of blockages, facilitates the removal of obstructing material



Rotor protection: automatic clutch on the PTO shaft – prevents overloading of the drive system, significantly facilitates the removal of material blockages



Wheels 550/50 R17 - a wide operating range allows the machine to work on inclines without the need to disengage the PTO drive



Bale ejector with the ability to make individual settings – ensures the ejection of bales from the closing flap area.

TECHNICAL DATA	Length [mm]	Width [mm]	Height [mm]	Weight [kg]	Power demand [kW]	PTO rotational speed [rpm]	Tyres	Price [€]
<b>Z603R</b>	4600	2650	2700	3900	Min. - 60 Optimal - 90	<b>Pick-up and rotor feeder</b>	550/50 R17	<b>39 440</b>
<b>Z603RN</b>	4600	2650	2700	4000	Minimalna - 60 Optimal - 95	<b>pick-up and rotor feeder (rotor+blades)</b>	550/50 R17	<b>40 900</b>





## Z604 RN

WALCHAIN

BALE DIAMETER: 1300 MM


TYPE OF HOMOLOGATION **EU**

### STANDARD EQUIPMENT

- ✓ Net wrapping system
- ✓ Komputer sterujący
- ✓ Parking jack
- ✓ Wide-angle PTO shaft with automatic coupling
- ✓ Bearings central lubrication system
- ✓ Chain central lubrication system
- ✓ Bale ejector
- ✓ Hydraulically lowered floor
- ✓ Maintenance platform
- ✓ Wheels 550/50 R17



Chamber with an increased diameter of 18 rolls - excellent for both dry and wet materials



Wide pickup - working width 1.9m, collection width 2.0m – optimal parameters for current field conditions



Net wrapping system - fast and precise wrapping of the rolled material with net inside the machine



Pickup - 4 main tines with a guiding cam provide excellent material gathering and transport quality to the rotor



Copying wheel - reduces the pressure of the pickup on the ground, allowing easy height adjustment (10 settings)



Relief springs – improve ground contour following and reduce the pressure of the copying wheels on the ground



Roller pressure - preliminarily compresses the collected material, improving material uptake from the field.



Four-blade cutting rotor, V-shaped - Cutting length 77mm, 15 cutting knives individually protected by springs.



Hydraulically lowerable rotor floor - in case of blockages, facilitates the removal of obstructing material



Rotor protection: automatic clutch on the PTO shaft – prevents overloading of the drive system, significantly facilitates the removal of material blockages



Wheels 550/50 R17 - a wide operating range allows the machine to work on inclines without the need to disengage the PTO drive



Bale ejector with the ability to make individual settings – ensures the ejection of bales from the closing flap area.

TECHNICAL DATA	Length [mm]	Width [mm]	Height [mm]	Weight [kg]	Power demand [kW]	PTO rotational speed [rpm]	Tyres	Price [€]
<b>Z604R</b>	4600	2650	2700	3650	Min. - 60 Optimal - 90	<b>Pick-up and rotor feeder</b>	550/50 R17	<b>Preview 2024</b>
<b>Z604RN</b>	4600	2650	2700	3750	Minimalna - 60 Optimal - 95	<b>pick-up and rotor feeder (rotor+blades)</b>	550/50 R17	<b>Preview 2024</b>

# BALE WRAPPER

**Fast and reliable.**

Modern solutions have been implemented in the construction of the wrappers to ensure good protection and preservation of bales, resulting in high-quality fodder







**Z561**  
ELECTRIC MOTOR

### STANDARD EQUIPMENT

- ✓ Electronic wrapping counter
- ✓ Film cutting
- ✓ Film feeder - 500/750mm
- ✓ Electric motor



**Z560**

### STANDARD EQUIPMENT

- ✓ Electronic wrapping counter
- ✓ Film cutting
- ✓ Film feeder - 500/750mm

### OPTIONAL EQUIPMENT

- Mechanical device for putting down a bale 440 €

### TECHNICAL DATA

	Z561	Z560
Length [mm]	2670	2670
Width [mm]	1200	1200
Height [mm]	1700	1700
Weight [kg]	450	450
The way of connecting with the tractor	TUZ	TUZ
Machine drive	Electric motor	hydraulic
Power demand [kW]	-	min. 30
Voltage [V]   Recommended tractor pump capacity [l/min]	230 AC	22
Required pressure in tractor hydraulic actuator system [MPa]	-	14
Price [€]	<b>4 440</b>	<b>3 360</b>

## SELF-LOADING BALE WRAPPERS



### STANDARD EQUIPMENT

- ✓ Electronic counter
- ✓ Parking jack
- ✓ Automatic film cutting
- ✓ Mechanical or hydraulic steering
- ✓ Wheels 23/8.5-12 10PR
- ✓ Film feeder 500/750mm
- ✓ Hydraulic control - (hydraulic distributor with built-in levers)

### OPTIONAL EQUIPMENT

- Mechanical control (levers with cables - Z237 only) 0 €




### STANDARD EQUIPMENT

- ✓ Coupling with tractor by three point hitch
- ✓ Steering wheels
- ✓ Electronic counter
- ✓ Parking jack
- ✓ Automatic film cutting
- ✓ Mechanical steering
- ✓ Film feeder 500/750mm

### TECHNICAL DATA

	Z237	Z237 Z
Length [mm]	3200	2550
Width [mm]	1700	1780
Height [mm]	2580	2580
Weight [kg]	850	850
<b>The way of connecting with the tractor</b>	<b>hitch</b>	<b>three-point hitch</b>
Machine drive	hydraulic	hydraulic
Power demand [kW]	min. 30	min. 30
Recommended capacity of tractor pump [l/min]	25	25
Required pressure in tractor hydraulic actuator system [MPa]	14	14
Price [€]	<b>8 065</b>	<b>9 785</b>
Price with EU approval	<b>8 445</b>	-





## STANDARD EQUIPMENT

- ✓ Coupling with tractor by hitch or upper transport hitch
- ✓ Electronic counter
- ✓ Parking jack
- ✓ Automatic film cutting
- ✓ Wheels position for transport
- ✓ Film feeder - 500/750mm

## OPTIONAL EQUIPMENT

- Wheels 26.5x14.00-12 6PR - extra charge 145 €
- Bale tipper - mechanical device for putting down a bale in vertical position 645 €



## STANDARD EQUIPMENT

- ✓ **Hydraulic cutter**
- ✓ Coupling with tractor by hitch or upper transport hitch
- ✓ Electronic counter
- ✓ Parking jack
- ✓ Automatic film cutting
- ✓ Wheels position for transport
- ✓ Film feeder - 500/750mm

## OPTIONAL EQUIPMENT

- Wheels 26.5x14.00-12 6PR - extra charge 145 €
- Bale tipper - mechanical device for putting down a bale in vertical position 645 €

## TECHNICAL DATA

	Z577	Z577 H
Length [mm]	4350	4350
Width [mm]	2450	2450
Height [mm]	2380	2380
Weight [kg]	950	950
<b>The way of connecting with the tractor</b>	<b>hitch</b>	<b>hitch</b>
Machine drive	hydraulic	hydraulic
Power demand [kW]	min. 30	min. 30
Recommended capacity of tractor pump [l/min]	25	25
Required pressure in tractor hydraulic actuator system [MPa]	14	14
Price [€]	<b>9 785</b>	<b>10 810</b>
Price with EU approval	<b>10 080</b>	<b>11 100</b>

## SELF-LOADING BALE WRAPPERS



### Z629

SATI  
REAR/FRONT LOADING

#### STANDARD EQUIPMENT

- ✓ Coupling with tractor by three point hitch
- ✓ Automatic film cutting (hydraulic cutter)
- ✓ Possibility to wrap bales of 1200-1600mm size
- ✓ Film feeder 750mm
- ✓ Steering panel
- ✓ Electronic steering

#### OPTIONAL EQUIPMENT

- Transition frame - euro adapter 410 €
- Bale tipper - Mechanical device for putting down a bale 875 €



Foil cutter - the new generation of hydraulic foil cutter ensures a secure grip and cutting of the foil



Containers for two spare rolls of foil as standard



Active oil cooler with thermostat - ensures the optimal temperature of hydraulic oil



The use of high-strength Strenx® steel reduced the total weight of the entire structure by 150kg



OPTIONAL EQUIPMENT:  
Transition frame - euro adapter



Option to choose the automatic loading time from 4 to 15 seconds



Rotation speed of the wrapping arm - up to 30 revolutions per minute



OPTIONAL EQUIPMENT: Bale tipper - Mechanical device for putting down a bale

#### TECHNICAL DATA

#### Z629

Length [mm]	2220
Width [mm]	1420
Height [mm]	2650
Weight [kg]	780
The way of connecting with the tractor	suspended from the three-point hitch
Machine drive	hydraulic
Power demand [kW]	ok. 60
Recommended capacity of tractor pump [l/min]	min:22 max:50
Required pressure in tractor hydraulic actuator system [MPa]	14
Price [€]	<b>15 190</b>



**Z593**  
FRONT LOADING

OPTIONAL APPROVAL **EU**

## STANDARD EQUIPMENT

- ✓ Coupling with tractor by hitch
- ✓ Electronic counter
- ✓ Automatic film cutting
- ✓ Film feeder 500/750mm
- ✓ Movable drawbar (transport and working position)
- ✓ Hydraulic device for putting down bale
- ✓ Front platform



**Loading arm** - designed for picking up compressed bales of grass, hay, or other non-woody plants from the ground



**Rotary table** - The design with four rotating shafts prevents bales from slipping during wrapping



**Foil roll holder** - a holder for two spare foil rolls is mounted on the drawbar



**Film feeder** - A modern and universal film feeder for widths of 500 mm and 750 mm



**Film cutting** - operates automatically after the completion of bale wrapping."



**Hydraulic Bale Tipper** - A mechanical device for gently unloading a wrapped bale and placing it on the ground



**Support foot of the bale stacker** - The support foot of the bale stacker allows for adjusting the height at which the bale is to be stacked



**Control system** - it is operated using a panel, giving the user full control over the entire bale wrapping process

## TECHNICAL DATA

	<b>Z593</b>
Length [mm]	5220
Width [mm]	2200
Height [mm]	2500
Weight [kg]	1250
The way of connecting with the tractor	hitch
Machine drive	hydraulic
Power demand [kW]	min. 30
Recommended capacity of tractor pump [l/min]	25
Required pressure in tractor hydraulic actuator system [MPa]	14
Control method	Mechanical
Price [€]	<b>13 440</b>
Price with EU approval	<b>14 025</b>



## SELF-LOADING BALE WRAPPERS

### STANDARD EQUIPMENT

- ✓ Control panel and controller supporting the ISOBUS protocol.
- ✓ Fully automatic machine control
- ✓ Hydraulically adjustable drawbar for transport and working positions.
- ✓ Double foil feeder 2x 750mm.
- ✓ Hydraulic Bale Tipper - A mechanical device for placing bales on the ground.
- ✓ Operation of the LoadSense system.
- ✓ Wheels 400/60-15.5 14PR.



# Z693


FRONT LOADING

TYPE OF  
HOMOLOGATION **EU**

### TECHNICAL DATA

**Z693**

Length [mm]	4800
Width [mm]	2600
Height [mm]	2550
Weight [kg]	1720
The way of connecting with the tractor	hitch
Machine drive	hydraulic
Power demand [kW]	60
Recommended capacity of tractor pump [l/min]	30-50
Required pressure in tractor hydraulic actuator system [MPa]	14
Control method	Control panel and controller supporting the ISOBUS protocol.
Price with EU approval	<b>20 740</b>



Front loading allows for bale collection along the working line of the bale wrapper



The front loading arm with adjustable gripper spacing is equipped with a detector, allowing the bale to be picked up from the ground and loaded automatically




The full cycle time, including loading, wrapping, and unloading of a standard bale with a diameter of 1.2m and using 4 layers of foil, takes approximately 1 minute



Control panel - comfortable and user-friendly, allows real-time monitoring of operation and adjustment of machine parameters and the speed of working components



The controller supports a communication protocol compatible with ISOBUS - the wrapper can be controlled from the tractor cab equipped with an ISOBUS protocol




The hydraulically adjustable drawbar allows for setting the wrapper in working and transport positions, facilitating maneuvering of the wrapper during operation



Double foil feeder - increases work efficiency and enhances tear resistance



A worktable with adjustable drum spacing and belt tensioners ensures optimal and stable positioning of bales with a diameter of 100-160cm



The wrapper allows for the simultaneous process of wrapping one bale and picking up the next one with the loading arm. This enables the unloading of wrapped bales close to each other



An ergonomic foil feeder with smooth height adjustment allows for wrapping using one or two 750mm foil rolls



Wrapping with two rolls allows for reducing the required table rotations by half and speeding up the work pace



The hydraulic foil cutter working in conjunction with the arm pulling the foil feeder ensures precise cutting and gripping of the foil every time



The Hydraulic Bale Tipper is a mechanical device for gently placing a bale on its bottom or rolling the bale off the wrapper without the need to stop



Wide wheels and a low center of gravity provide stability, even in challenging terrain conditions



6 compartments for spare foil rolls

# LOADERS AND EQUIPMENT TX SERIES


## MINI COMPACT

The TX30 front loader is designed for the smallest compact tractors with a power range of **15-30 HP**. Its modern appearance sets it apart from similar constructions, and its straightforward design eliminates issues during operation."



Product Manager - Front Loaders  
Krzysztof Harasim  
Phone: +48 667 866 006  
Email: [k.harasim@metalfach.com.pl](mailto:k.harasim@metalfach.com.pl)





## TX30

### STANDARD EQUIPMENT

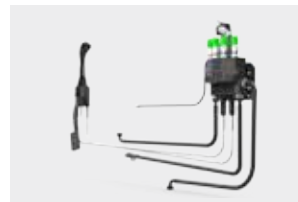
- ✓ Jib
- ✓ Steering with tractor divider
- ✓ Supporting construction with complete divider and joystick



Coupling to tractor



Supporting construction with complete divider and joystick



Mounting Kit (Connecting Elements, Hydraulics, Joystick)



Accessory mounting

### TECHNICAL DATA

### TX30

Maximum lifting capacity at pivot [kg]	300	
Loading height [mm]	2120	
Weight of the boom [kg]	110	
Type of support	parking jack	
Coupling to tractor	pins	
Accessory mounting	pins	
Price with supporting construction	<b>3 445</b>	

### OPTIONAL EQUIPMENT - TX SERIES



Bucket MINI



Grab bucket MINI



Silage grip MINI

### TECHNICAL DATA

### BUCKET MINI

### GRAB BUCKET MINI

### SILAGE GRIP MINI

Width [mm]	1200	1200	1200
Weight of equipment [kg]	<b>46</b>	<b>93</b>	<b>88</b>
Price [€]	<b>310</b>	<b>655</b>	<b>670</b>

# FRONTLOADERS - MF STADARD SERIES

## COMPACT

The front loader of the T812 series has been designed for users of small tractors with a power range of **16-55 HP**.

With the T812 series loaders, you can ensure exceptional efficiency for your operations."



Product Manager - Front Loaders  
Krzysztof Harasim  
Phone: +48 667 866 006  
Email: k.harasim@metalfach.com.pl"

## FRONT LOADERS - MF-STANDARD

### STANDARD EQUIPMENT


- ✓ Accessory mounting EURO
- ✓ Controlled with joystick
- ✓ Supporting construction with complete divider and joystick

### OPTIONAL EQUIPMENT

- Loader electrical control 2 730 €
- Piston shock absorber(T812) 385 €
- Alternative accessory mounting - SMS/TRIMA/OTHER frame 130 €



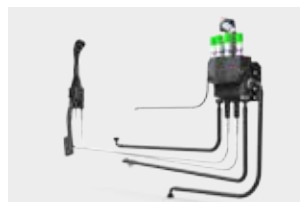
**T812**



Coupling to tractor



Supporting construction with complete divider and joystick



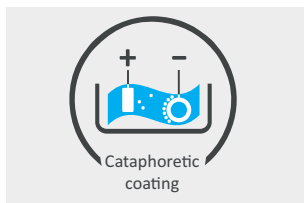
Mounting Kit (Connecting Elements, Hydraulics, Joystick)



Accessory mounting EURO



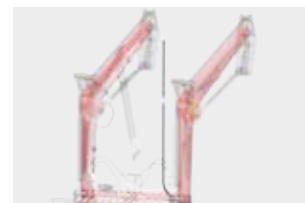
Mechanical leveling of the front loader



Cathodic dip coating - ensures a uniform and durable coating that effectively protects against corrosion, even in hard-to-reach areas



Parking jack



Attachment leveling indicator

### TECHNICAL DATA

	T812/2	T812/1	T812
Maximum lifting capacity at pivot [kg]	300	500	800
Loading height [mm]	2414	2982	3015
Weight of the boom [kg]	180	260	355
Type of support	parking jack	parking jack	parking jack
Coupling to tractor	pins	pins	pins
Price with supporting construction	4 150	4 855	5 500





## SLIDING FORK FOR PALLETS

### TECHNICAL DATA

Load capacity [kg]	500
Width [mm]	114 - 58
Weight of equipment [kg]	140
Price [€]	<b>410</b>



## BALE FORK

### TECHNICAL DATA

Load capacity [kg]	1000
Weight of equipment [kg]	37
Number of fingers (lower/upper frame)	3
Price [€]	<b>335</b>



## OPENABLE BUCKET FOR FLATTENING AND GRABBING

### TECHNICAL DATA

**WIDTH 1,4M**

Weight of equipment [kg]	80
Width [mm]	1400
Price €	<b>1100</b>



## BUCKET MINI

### TECHNICAL DATA

**WIDTH 1,2M**

**WIDTH 1,4M**

Weight of equipment [kg]	46	51
Price €	<b>310</b>	<b>505</b>



## GRAB BUCKET MINI - FIXED SIDES



## GRAB BUCKET MINI - SCREWABLE SIDES

### TECHNICAL DATA

**WIDTH 1,2M**

Weight of equipment [kg]

88

Price €

**930**

### TECHNICAL DATA

**WIDTH 1,2M**

Weight of equipment [kg]

93

Price €

**660**



## SILAGE GRIP MINI



## TRANSPORT BOX

### TECHNICAL DATA

**WIDTH 1,2M**

Weight of equipment [kg]

89

Price €

**670**

### TECHNICAL DATA

**WIDTH 1,0M**

**WIDTH 1,25M**

**WIDTH 1,5M**

Weight of equipment [kg]

65

75

100

Load capacity [kg]

300

300

300

Volume [m3]

0,27

0,32

0,52

Coupling to tractor

Kat. I

Kat. I

Kat. I+II

Price [€]

**335**

**495**

**645**

# FRONTLOADERS - MF PREMIUM SERIES

## FUNCTIONAL


The front loader of the T229 and T241 series has been designed for tractor owners in the power range of **60-135 HP**



Product Manager - Front Loaders  
Krzysztof Harasim  
Phone: +48 667 866 006  
Email: [k.harasim@metalfach.com.pl](mailto:k.harasim@metalfach.com.pl)



# FRONT LOADERS - MF-PREMIUM



**T229**

## STANDARD EQUIPMENT

- ✓ Accessory mounting EURO
- ✓ Steering with tractor divider
- ✓ Supporting construction with complete divider and joystick

## OPTIONAL EQUIPMENT


- Loader electrical control - NEW! 2 730 €
- Complete hydraulic quick coupling for flat divider 675 €
- Hydraulic shock absorber AHT 385 €
- Alternative Alternative accessory mounting - SMS/TRIMA/OTHER frame 145 €



Coupling to tractor



**Supporting construction with complete divider and joystick**



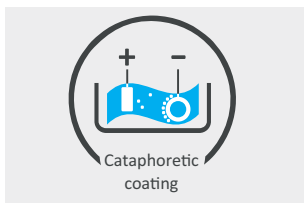
Mounting Kit (Connecting Elements, Hydraulics, Joystick)



Accessory mounting EURO




Hydraulic shock absorber AHT



**Cathodic dip coating** - ensures a uniform and durable coating that effectively protects against corrosion, even in hard-to-reach areas



Parking jack



Attachment leveling indicator

TECHNICAL DATA	T229/1	T229	T229P	T229D
Maximum lifting capacity at pivot [kg]	1300	1600	1600	1600
Loading height [mm]	<b>3500</b>	<b>3500</b>	<b>3750</b>	<b>3980</b>
Weight of the boom [kg]	530	550	600	630
Type of support	parking jack	parking jack	parking jack	parking jack
Coupling to tractor	pins	pins	pins	pins
Price with supporting construction	<b>7 420</b>	<b>7 565</b>	<b>7 710</b>	<b>7 890</b>

# FRONTLOADERS - MF PREMIUM SERIES

## Functional

The front loader of the T229 and T241 series has been designed for tractor owners with a power range of 60-135 HP



Kierownik produktu - ładowacze czołowe  
Krzysztof Harasim +48 667 866 006  
k.harasim@metalfach.com.pl

## FRONT LOADERS - MF-PREMIUM



### STANDARD EQUIPMENT

- ✓ Accessory mounting EURO
- ✓ Controlled with joystick
- ✓ Hydraulic shock absorber - diaphragm
- ✓ Supporting construction with complete divider and joystick

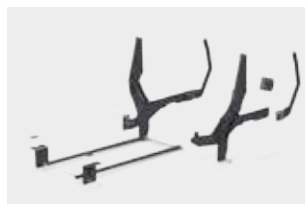
### OPTIONAL EQUIPMENT

- Loader electrical control 2 730 €
- Complete hydraulic quick coupling for flat divider 675 €
- Alternative accessory mounting - SMS/TRIMA/ OTHER frame 145 €

**T241**



Coupling to tractor



Supporting construction with complete divider and joystick



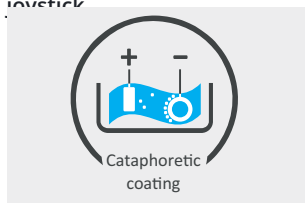
Mounting Kit (Connecting Elements, Hydraulics, Joystick)



Accessory mounting EURO




Hydraulic shock absorber AHT



Cathodic dip coating - ensures a uniform and durable coating that effectively protects against corrosion, even in hard-to-reach areas



Parking jack - screw jack



Attachment leveling indicator

### TECHNICAL DATA

	T241/1	T241	T241D
Maximum lifting capacity at pivot [kg]	1300	1600	1600
Loading height [mm]	<b>3435</b>	<b>3435</b>	<b>3809</b>
Weight of the boom [kg]	630	650	715
Type of support	bracket fixed with a turnbuckle	bracket fixed with a turnbuckle	bracket fixed with a turnbuckle
Coupling to tractor	overrun system	overrun system	overrun system
Price with supporting construction	<b>8 765</b>	<b>8 910</b>	<b>9 200</b>



## BALE GRAB

### TECHNICAL DATA

Width [mm] 1000 - 1400

Weight of equipment [kg] 183

Price [€] **1030**



## BALE GRAB "HEAVY"

### TECHNICAL DATA

Width [mm] 950 - 1600

Weight of equipment [kg] 186

Price [€] **1155**



## SLIDING FORK FOR PALLETS

### TECHNICAL DATA

Load capacity [kg] 2000

Width [mm] 1150

Weight of equipment [kg] 140

Price [€] **790**



## PALLET FORK WITH PIKES

### TECHNICAL DATA

Load capacity [kg] 2000

Width [mm] 1150

The weight of the attachment with forks [kg] 183

Price [€] **935**





## LOG GRAB HUNG ON PALLET FORKS (PALLET FORKS NOT INCLUDED)

### TECHNICAL DATA

Load capacity [kg]	2000
Width [mm]	1200
Weight of equipment [kg]	257
Price [€]	<b>870</b>



## CHWYTAK DO KŁÓD KRAB

### TECHNICAL DATA

Load capacity [kg]	1300
Width [mm]	1200
Weight of equipment [kg]	300
Price [€]	<b>1870</b>



## WIDŁY DO BEL

### TECHNICAL DATA

Load capacity [kg]	1000
Weight of equipment [kg]	55
Number of fingers (lower/upper frame)	3
Price [€]	<b>525</b>



## BIG-BAG LIFTER

### TECHNICAL DATA

Load capacity [kg]	1000
Weight of equipment [kg]	75
Price [€]	<b>600</b>



## HIGH-TIPPING BUCKET

### TECHNICAL DATA

**WIDTH 2,3M**

Weight of equipment [kg]	450
Volume [m3]	1,35
Price [€]	<b>3 890</b>



## GRAB SHOVEL

### TECHNICAL DATA

**WIDTH 1,8M**

Weight of equipment [kg]	560
Load capacity [kg]	1100
Price [€]	<b>2 730</b>



## HAY / SILAGE CUTTER

### TECHNICAL DATA

**WIDTH 1,4M**

**WIDTH 1,6M**

Weight of equipment [kg]	480	530
Volume [m3]	1,33	1,52
Price [€]	<b>2 950</b>	<b>3 245</b>



## SILAGE GRIP 1.2M MODEL Q

### TECHNICAL DATA

**WIDTH 1,2M**

**WIDTH 1,5M**

**WIDTH 1,8M**

Weight of equipment [kg]	285	325	360
Number of actuators [pcs]	2	2	2
Price [€]	<b>1 585</b>	<b>1 770</b>	<b>1 920</b>



## ŁYŻKA OBJĘTOŚCIOWA DO TRANSPORTU MATERIAŁÓW SYPKICH

TECHNICAL DATA	WIDTH 2,0M	WIDTH 2,2M	WIDTH 2,4M
Weight of equipment [kg]	307	329	352
Volume [m3]	1,1	1,2	1,3
Price [€]	<b>1 550</b>	<b>1 650</b>	<b>1 765</b>



## OPENABLE BUCKET FOR FLATTENING AND GRABBING

TECHNICAL DATA	WIDTH 1,2M	WIDTH 1,5M	WIDTH 1,8M
Volume [m3]	0,50	0,56	0,62
Weight of equipment [kg]	361	382	405
Width [mm]	1800	2000	2200
Price €	<b>3 085</b>	<b>3 280</b>	<b>3 630</b>



## BUCKET

TECHNICAL DATA	WIDTH 1,8M	WIDTH 2,0M	WIDTH 2,2M	WIDTH 2,4M
Weight of equipment [kg]	170	182	195	202
Volume [m3]	0,50	0,56	0,62	0,68
Price [€]	<b>845</b>	<b>940</b>	<b>995</b>	<b>1055</b>



## GRAB BUCKET

TECHNICAL DATA	WIDTH 1,5M	WIDTH 1,8M	WIDTH 2,0M	WIDTH 2,2M	WIDTH 2,4M
Volume [m3]	0,48	0,58	0,64	0,70	0,77
Weight of equipment [kg]	320	345	365	395	420
Price [€]	<b>1745</b>	<b>1985</b>	<b>2125</b>	<b>2240</b>	<b>2425</b>



# ATTENTION

## Universal and robust

Front loaders are machines that will perfectly adapt to the needs of your farm, and well-chosen and matched to the tractor will be invaluable assistance during many fieldwork, around the house, in the forest, or in the garden.



Kierownik produktu - ładowacze czołowe  
**Krzysztof Harasim +48 667 866 006**  
k.harasim@metalfach.com.pl

# FEEDER WAGONS

## **Stable construction and easy operation**

Feed mixers streamline daily work in dairy cattle farming, and it's hard to imagine running successful farms without them today



Dariusz Kulmaczewski - Product Manager for Feed Mixers  
Phone: +48 663 006 543  
Email: [d.kulmaczewski@metalfach.com.pl](mailto:d.kulmaczewski@metalfach.com.pl)





## STANDARD EQUIPMENT

- ✓ Weight system
- ✓ Two unloading windows with built-in discharge chutes
- ✓ Anti-slip inspection platform with steps
- ✓ Indicator signalling that the rear window is open
- ✓ Two mechanical counter-knives
- ✓ PTO shaft
- ✓ Planetary gear
- ✓ A ring protecting the TMR from falling out
- ✓ Mechanical parking jack (folding)
- ✓ Cutting knives on the PREMIUM mixing auger, 8 pcs. (blade reinforced with tungsten carbide)
- ✓ Wheels 10.0/75-15,3 18 PR
- ✓ Hydraulic divider

### T659

OPTIMAL  
SELF-SUPPORTING STRUCTURE

OPTIONAL  
APPROVAL  
**EU**



Weight system in standard



**SELF-SUPPORTING  
STRUCTURE**



Tyres  
10.0/75-15,3 18 PR



Mechanical parking jack

Volume capacity	Width [m]	Overall length [mm]	Vehicle height [m]		Thickness of floor made of S355 quality steel [mm]	Wall thickness made of S355 quality steel [mm]	Price [€]
			Wheels				
5m <sup>3</sup>	2,2	4050-5250	10.0/75-15.3 18PR i Delcora	2.28-2.39	20	8	<b>22 675</b>
6m <sup>3</sup>	2,2	4050-5250		2.28-2.39	20	8	<b>23 085</b>
7m <sup>3</sup>	2.2-2.3	4050-5250		2.25-2.41	20	8	<b>23 500</b>
8m <sup>3</sup>	2.3-2.4	4050-5250		2.27-2.53	20	8	<b>23 915</b>

## NOTES FOR COMBINATIONS AND DIMENSIONS

The dimensions of the width and thus the floor of the Mixer Feeder as well as the inclination of the container walls can be changed by the customer. Changes to the above-mentioned dimensions affect the main dimensions of the Mixer Feeder (length, width, height).

# FEEDER WAGONS WITH 1 AUGER

## STANDARD EQUIPMENT

- ✓ Weight system
- ✓ Two unloading windows with built-in discharge chutes
- ✓ Anti-slip inspection platform with steps
- ✓ Indicator signalling that the rear window is open
- ✓ Two mechanical counter-knives
- ✓ PTO shaft
- ✓ Planetary gear
- ✓ A ring protecting the TMR from falling out
- ✓ Mechanical parking jack
- ✓ Cutting knives on the PREMIUM mixing auger, 8 pcs. (blade reinforced with tungsten carbide)
- ✓ Wheels 10.0/75-15,3 18 PR
- ✓ Hydraulic divider



**T659**  
BEL-MIX  
FRAME STRUCTURE

OPTIONAL APPROVAL **EU**



Weight system in standard



**FRAME STRUCTURE**



Tyres  
10.0/75-15,3 18 PR



Anti-slip inspection platform with steps

Volume capacity	Width [m]	Overall length [mm]	Vehicle height [m]		Thickness of floor made of S355 quality steel [mm]	Wall thickness made of S355 quality steel [mm]	Price [€]
			Wheels				
5m3	2,1	4450-4850	10.0/75-15,3 18PR i delcora	400/60	20	8	<b>24 940</b>
6m3	2,2	4450-4850	2.32	2.41m	20	8	<b>25 355</b>
7m3	2,2	4450-4850	2.29-2.40	2.38m-2.49m	20	8	<b>25 770</b>
8m3	2,3	4450-4850	2.31-2.46	2.40m-2.55m	20	8	<b>26 180</b>

## NOTES FOR COMBINATIONS AND DIMENSIONS

The dimensions of the width and thus the floor of the Mixer Feeder as well as the inclination of the container walls can be changed by the customer. Changes to the above-mentioned dimensions affect the main dimensions of the Mixer Feeder (length, width, height).





## T659

BEL-MIX  
FRAME STRUCTURE

OPTIONAL  
APPROVAL **EU**

### STANDARD EQUIPMENT

- ✓ Weight system
- ✓ Two unloading windows with built-in discharge chutes
- ✓ Anti-slip inspection platform with steps
- ✓ Indicator signalling that the rear window is open
- ✓ Two mechanical counter-knives
- ✓ PTO shaft
- ✓ Planetary gear
- ✓ A ring protecting the TMR from falling out
- ✓ Mechanical parking jack
- ✓ Cutting knives on the PREMIUM mixing auger, 8 pcs. (blade reinforced with tungsten carbide)
- ✓ Wheels 400/60-15,5 14PR
- ✓ Hydraulic divider



Weight system in standard



**FRAME STRUCTURE**



Tyres  
10.0/75-15,3 18 PR



Mechanical parking jack

Volume capacity	Width [m]	Overall length [mm]	Vehicle height [m]		Thickness of floor made of S355 quality steel [mm]	Wall thickness made of S355 quality steel [mm]	Price [€]
			Wheels				
			400/60-15,5 14PR	Reinforced Delcora and 10.0/75-15.3 18PR			
9m3	2.4-2.5	4150-6450	2.50-2.60	2.41-2.51	20	8	<b>26 565</b>
10m3	2.4-2.5	4150-6450	2.58-2.77	2.49-2.68	20	8	<b>26 995</b>
11m3	2,5	4150-6450	2.72-2.80	2.63-2.71	20	8	<b>27 405</b>
12m3	2,5	4150-6450	2.85-2.94	2.76-2.85	20	8	<b>27 820</b>
13m3	2,5	4150-6450	2.90-3.02	2.77-2.93	20	8	<b>28 230</b>

### NOTES FOR COMBINATIONS AND DIMENSIONS

The dimensions of the width and thus the floor of the Mixer Feeder as well as the inclination of the container walls can be changed by the customer. Changes to the above-mentioned dimensions affect the main dimensions of the Mixer Feeder (length, width, height).

## FEEDER WAGONS WITH 1 AUGER

### STANDARD EQUIPMENT

- ✓ Weight system
- ✓ Two unloading windows with built-in discharge chutes
- ✓ Anti-slip inspection platform with steps
- ✓ Indicator signalling that the rear window is open
- ✓ Two mechanical counter-knives
- ✓ PTO shaft
- ✓ Planetary gear
- ✓ A ring protecting the TMR from falling out
- ✓ Mechanical parking jack
- ✓ Cutting knives on the PREMIUM mixing auger, 8 pcs. (blade reinforced with tungsten carbide)
- ✓ Wheels 10.0/75-15,3 18 PR
- ✓ Hydraulic divider



# T659

BEL-MIX  
FRAME LOWERED STRUCTURE

OPTIONAL APPROVAL  
**EU**



Weight system in standard



Frame lowered structure



Tyres  
Delcora-reinforced  
30/11,5 14,5



Mechanical parking jack  
(folded)

Volume capacity	Width [m]	Overall length [mm]	Vehicle height [m]	Thickness of floor made of S355 quality steel [mm]	Wall thickness made of S355 quality steel [mm]	Price [€]
			Wheels Delcora-wzmacniane 30/11,5 14,5			
5m3	2,1	5250-6250	1.97-2.08	20	8	<b>25 770</b>
6m3	2,2	5250-6250	1.97-2.08	20	8	<b>26 180</b>
7m3	2,2	5250-6250	1.99-2.16	20	8	<b>26 595</b>
8m3	2.2-2.3	5250-6250	2.05-2.34	20	8	<b>27 010</b>
9m3	2.3-2.4	5250-6250	2.1-2.4	20	8	<b>27 425</b>
10m3	2.3-2.4	5250-6250	2.24-2.56	20	8	<b>27 840</b>

## NOTES FOR COMBINATIONS AND DIMENSIONS

The dimensions of the width and thus the floor of the Mixer Feeder as well as the inclination of the container walls can be changed by the customer. Changes to the above-mentioned dimensions affect the main dimensions of the Mixer Feeder (length, width, height).



## T659

**BEL-MIX  
FEEDER WAGONS  
WITH 2 AUGERS**

**OPTIONAL  
APPROVAL** **EU**

### STANDARD EQUIPMENT

- ✓ Weight system
- ✓ Two built-in unloading windows with discharge chutes
- ✓ Wide-angle PTO shaft
- ✓ Knives for mixing auger PREMIUM 10 pcs. (additionally carbide-faced)
- ✓ Non-slip inspection platform with steps
- ✓ Planetary gear
- ✓ Tyres 400/60-15.3
- ✓ Pocket opening indicator
- ✓ TMR dropout prevention ring
- ✓ Hydraulic directional control valve
- ✓ Two mechanical counter-knives
- ✓ Parking jack



Weight system in standard



Wide-angle PTO shaft



Frame design



Tyres 400/60 15,3- TANDEM

Volume capacity	Width [m]	Overall length [mm]	Vehicle height [m]		Thickness of floor made of S355 quality steel [mm]	Wall thickness made of S355 quality steel [mm]	Price [€]
			Wheels				
			400/60-15,5 14PR	Delcora			
12 m3	2,2	6450-8500	2,46	2.40	20	8	<b>44 155</b>
14 m3	2.2-2.3	6450-8500	2,46-2,50	2.40m-2.50m	20	8	<b>44 980</b>
16 m3	2.2-2.3	6450-8500	2,51-2,57	2.56m-2.69m	20	8	<b>45 810</b>
18 m3	2.40-2.50	6450-8500	2,67-2,74	2.49m-2.61m	20	8	<b>46 635</b>
20 m3	2.4-2.5	6450-8500	2,71-2,78	2.64m-2.77m	20	8	<b>47 465</b>

### NOTES FOR COMBINATIONS AND DIMENSIONS

The dimensions of the width and thus the floor of the Mixer Feeder as well as the inclination of the container walls can be changed by the customer. Changes to the above-mentioned dimensions affect the main dimensions of the Mixer Feeder (length, width, height).

## HORIZONTAL FEEDER WAGONS



### STANDARD EQUIPMENT

- ✓ PTM/DigiDevice weighing system
- ✓ Two discharge windows in the center of the tub with a cover
- ✓ Folding parking jack
- ✓ Slide opening indicator
- ✓ Working platform with a folding ladder
- ✓ Hitch (bottom-top)
- ✓ Tub floor liner
- ✓ Tyres 445/45-19.5
- ✓ Electronically controlled hydraulics
- ✓ Hand brake
- ✓ 2-wire pneumatic brake system
- ✓ Parking jack składana
- ✓ Wide-angle PTO
- ✓ Lights

### OPTIONAL EQUIPMENT

- |   |         |
|---|---------|
| • Weighing system PTM/DigiDevice                  | 2 425 € |
| • Two side conveyor feeders                       | 1 755 € |
| • Self-contained hydraulics with electric control | 1 315 € |
| • Rear loading (loading hatch)                    | 1 755 € |
| • Hydraulic braking system                        | 730 €   |
| • Hydraulic folding parking jack                  | 630 €   |
| • LED lighting                                    | 585 €   |

**T705**  
BEL-MIX  
HORIZONTAL

OPTIONAL  
APPROVAL **EU**

Volume capacity	Width [m]	Overall length [mm]	Vehicle height [mm]	Power demand [HP]	Number of blades [standard-max]	Thickness of floor made of S355 quality steel [mm]	Wall thickness made of S355 quality steel [mm]	Price [€]
			Wheels					
12m <sup>3</sup>	2,35	6430	2600	70-90	136 - 232	20	8	<b>51 125</b>
16m <sup>3</sup>	2,35	6920	2850	90-100	150 - 260	20	8	<b>54 920</b>
20m <sup>3</sup>	2,35	7400	3050	100-120	164 - 288	20	8	<b>58 430</b>

### NOTES FOR COMBINATIONS AND DIMENSIONS

The dimensions of the width and thus the floor of the Mixer Feeder as well as the inclination of the container walls can be changed by the customer. Changes to the above-mentioned dimensions affect the main dimensions of the Mixer Feeder (length, width, height).





Mixing system based on two horizontal augers located at the bottom of the hopper.



The power transfer is accomplished through a combination of two gear mechanisms: a preliminary drive (planetary gearbox) and the main drive (roller gearbox).



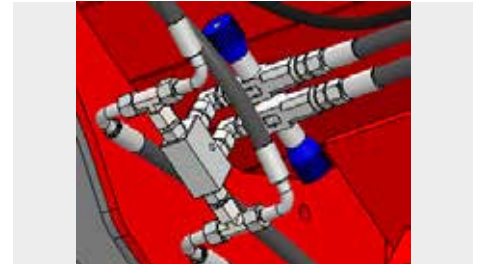
Bottom protection is provided by a synthetic material known for its high wear resistance, which protects the steel bottom from abrasion and corrosion.



Electric controller - controls 5 sections of the system



Closed hydraulic system (hydraulic pump driven from the PTO shaft) with filtering components (optional).



Adjustment of the lowering and raising speed of the rear loading door



Dual-circuit pneumatic braking system with manual braking force regulator.



PTM or DigiDevice weighing system -

- 15 programmable formulas
- 15 programmable components
- Modifiable list of 50 component names
- 15 programmable unloading points for each formula
- Memory of consumption levels for both components and formulas
- Ability to program portions for animals
- Multilingual system



TOPCON weighing system based on 4 sensors:

- Main panel with Bluetooth
- Data exchange via WiFi or 3G/4G between a smartphone/tablet (Feed app) and the TAP platform
- Bluetooth connection between the feed mixer with the Topcon display and the FEED application

## NOTES FOR COMBINATIONS AND DIMENSIONS

The dimensions of the width and thus the floor of the Mixer Feeder as well as the inclination of the container walls can be changed by the customer. Changes to the above-mentioned dimensions affect the main dimensions of the Mixer Feeder (length, width, height).

## OPTIONAL EQUIPMENT T659

• Loading bucket for concentrated feed (not available for OPTIMAL feeder wagon)	1 800 €	• Wheels 400/60-15,3 (model 5-8m3) - extra charge*	230 €
• Limiting ring – screwed	180 €	• Wheels 11,5 with increased durability - extra charge*	740 €
• Extensions 30, 40cm for BELMIX 1-augers (not available for OPTIMAL feeder wagon)	1 130 €	• Drawbar eye $\Phi$ 40mm - screwed	250 €
• Extensions 30, 40cm for BELMIX 2-augers	1 695 €	• Drawbar eye $\Phi$ 50mm - screwed	265 €
• Hydraulic counter knife	355 €	• Mechanic parking jack (folding) - extra charge* (not available for OPTIMAL feeder wagon)	230 €
• Own hydraulics (not available for OPTIMAL feeder wagon)	1 695 €	• Hydraulic parking jack (folding) - extra charge* (not available for OPTIMAL feeder wagon)	370 €
• Metal catching magnet	1 130 €	• Wide – angle PTO shaft for 1-auger feeder - extra charge*	425 €
• Additional knife on the mixing screw	105 €	• Wide – angle PTO shaft for 2-augers feeder - extra charge*	990 €
• Regulated chute 1pc	160 €	• Lights	215 €
• Additional chute (third) - extra charge*	440 €	• Color other than standard - extra charge***	705 €
• Front conveyor 3m	7 775 €		
• Lateral conveyor (not available for OPTIMAL feeder wagon)	2 050 €		
• Movable lateral conveyor (not available for OPTIMAL feeder wagon)	2 615 €		
• Rear central conveyor 2,5m (not available for OPTIMAL feeder wagon)	2 795 €		
• Side folding conveyor 1m (not available for OPTIMAL feeder wagon)	2 050 €		
• Side folding conveyor 1,5m (not available for OPTIMAL feeder wagon)	2 245 €		
• Two-sided platform - extra charge* (not available for OPTIMAL feeder wagon)	565 €		
• Two speed gear-box – BELMIX with 1 auger - extra charge*	1 945 €		
• Two speed gear-box – BELMIX with 2 augers - extra charge*	3 180 €		
• Electric steering	1 800 €		
• Weight system	1 590 €		
• Pneumatic brake	425 €		
• Hydraulic brake	955 €		

## NOTES FOR COMBINATIONS AND DIMENSIONS

The dimensions of the width and thus the floor of the Mixer Feeder as well as the inclination of the container walls can be changed by the customer. Changes to the above-mentioned dimensions affect the main dimensions of the Mixer Feeder (length, width, height).

# ATTENTION

The width dimension, as well as the bottom of the mixer feeder and the inclination of the container walls, can be changed by the customer. Changes to these dimensions affect the main dimensions of the mixer feeder (length, width, height). The customer should consult with the product manager, Dariusz Kulmaczewski, at [d.kulmaczewski@metalfach.com.pl](mailto:d.kulmaczewski@metalfach.com.pl) or via phone at +48 663 006 543.



Dariusz Kulmaczewski - Product Manager, Feed Mixers  
Phone: +48 663 006 543  
Email: [d.kulmaczewski@metalfach.com.pl](mailto:d.kulmaczewski@metalfach.com.pl)



# MANURE SPREADERS

## Modern and reliable

Rich equipment of the machines ensures ease and comfort of use. We offer a wide range of devices, ensuring that every Customer will find a machine tailored to their own needs. The manure spreaders are a fully tested and user-praised product of the Metal-Fach brand."



Paweł Waleryś, Product Manager - Cultivation Machinery  
Phone: +48 695 078 440 Email: p.walerys@metalfach.com.pl







# N267

**HORNET**

LOAD CAPACITY [KG]  
6 000 / 8 000

OPTIONAL APPROVAL **EU**

## STANDARD EQUIPMENT

- ✓ Side walls protected with rubber strips
- ✓ Cargo box latch
- ✓ Vertical 4-drum adapter
- ✓ Ladder
- ✓ PTO shaft
- ✓ 400/60-15,5 wheels
- ✓ 1-line pneumatic brakes
- ✓ 2-section hydraulics
- ✓ Drawbar eye Ø50 fixed
- ✓ Set of fenders
- ✓ Wheel chocks
- ✓ Tandem suspension, non-sprung (independent swing arms) - version without homologation

## OPTIONAL EQUIPMENT

• Extension 0,5m (full)	770	€	• Wide-angle PTO shaft - extra charge*	440	€
• Extension 0,5m (net)	740	€	• Electronic precise floor control (knob for smooth speed control)	1 460	€
• Mechanical deflectors (flaps, covers) for manure spreading direction (verti X4)	900	€	• Electronically controlled floor (wired remote control +/-))	645	€
• Hydraulic brakes - extra charge*	1 445	€	• 2-section divider with hydraulics, set - extra charge*	615	€
• Automatic brake force regulator - ALB valve - extra charge* - required for EU approval	450	€	• EU approval - extra charge*	805	€
• 2-line pneumatic brakes - extra charge*	580	€	• Color other than standard - extra charge***	645	€
• Wheels 500/50-17" - extra charge*	935	€			
• Drawbar eye Ø 40 - extra charge*	0	€			
• Rotary drawbar eye Ø50 - extra charge*	465	€			
• Ball drawbar eye K80 - extra charge*	545	€			

## HOMOLOGATION PACKAGE EU (\*)

- + Automatic brake force regulator - ALB valve
- + Tandem suspension, sprung
- + EU approval - extra charge

**450 €**

Note! Information regarding spreading width and detailed parameters of adapters can be found on pages 62-63



Sides protected by rubber strips to prevent damage



Cover automatically lifted when raising the rear wall (slide) (verti X4)




Hydraulic drive of the floor conveyor with speed control capability



Tandem-type dual-axle spreader - non-sprung (without EU homologation) - N267/1, N267 and sprung - N267/2



Hydraulically lifted guillotine slide, sealed with a rubber belt at the bottom



Mechanical deflectors (flaps, shields) for directing manure spreading (verti X4)



Electronically precise control of the floor (knob for smooth speed control)



ELECTRONIC FLOOR CONTROL (wired remote +/-))



Pneumatic brakes, 2-line with ALB - additional charge

**TECHNICAL DATA**

	N267/1	N267	N267/1	N267
Type of homologation	-	-	EU	EU
Homologated speed [km/h]	30	30	40	40
dmc [kg]	9 150	11 400 - 11 800**	9 000	10 500*
Load capacity [kg]	6 000	8 000	6000 - 8350**	8000 - 9450**
Homologation load capacity [kg]	6 000	8 000	6 000	8 000
Load body volume capacity [m3]	5,8	9,2	5,8	9,2
Total length/width/height [mm] VERTI X4 [mm]	6230 / 2365 / 2665	6680 / 2420 / 2800	6230 / 2365 / 2665	6680 / 2420 / 2800
Total length/width/height [mm] VERTI X2 [mm]	-	6980 / 2420 / 2800	-	6980 / 2420 / 2800
Internal dimensions of the loading bed length/width/height [mm]	3600 / 2000 / 800	4000 / 2000 / 1150	3600 / 2000 / 800	4000 / 2000 / 1150
Loading height [mm]	2135	2520	2135	2520
Kerb weight [kg]	3150	3400	3150	3400
Power demand [HP]	min. 80	min. 80	min. 80	min. 80
Price [€]	VERTI X4	25 415	25 865	28 640
	VERTI X2	-	31 260	31 710

! NOTE! The technical data of the selected product (including weight/load capacity) may vary depending on the chosen equipment.





# N267

**HORNET**

LOAD CAPACITY [KG]  
10 000 / 12 000

OPTIONAL APPROVAL **EU**

## STANDARD EQUIPMENT

- ✓ Side walls protected with rubber strips
- ✓ Cargo box latch
- ✓ Vertical 4-drum adapter
- ✓ Ladder
- ✓ PTO shaft
- ✓ 500/50-17PR wheels
- ✓ 1-Line pneumatic brakes
- ✓ 2-Section hydraulics
- ✓ Drawbar eye ø50 fixed
- ✓ Set of fenders
- ✓ Wheel chocks

## OPTIONAL EQUIPMENT

• Extension 0,5m (full)	770	€	• Electronic precise floor control (knob for smooth speed control)	1 460	€
• Extension 0,5m (net)	740	€	• Electronically controlled floor (wired remote control +/-))	645	€
• Mechanical deflectors (flaps, covers) for manure spreading direction (verti X4)	900	€	• 2-section divider with hydraulics, set – extra charge*	615	€
• Hydraulic brakes - extra charge*	1 445	€	• <b>EU approval - extra charge*</b>	805	€
• Automatic brake force regulator - ALB valve - extra charge* - required for EU approval	450	€	• Color other than standard - extra charge***	645	€
	580	€			
• Drawbar eye Ø 40 - extra charge*	0	€			
• Rotary drawbar eye Ø50 - extra charge*	465	€			
• Ball drawbar eye K80 - extra charge*	545	€			
• Wide-angle PTO shaft - extra charge*	440	€			

## HOMOLOGATION PACKAGE EU (\*)

+ Automatic brake force regulator - ALB valve  
+ EU approval - extra charge

**450 €**





Sides protected by rubber strips to prevent damage



Cover automatically lifted when raising the rear wall (slide) (verti X4)



Hydraulic drive of the floor conveyor with speed control capability



andem-type dual-axle spreader - (non-sprung) version without homologation - N267/1, N267 sprung - N267/2



Hydraulically lifted guillotine slide, sealed with a rubber belt at the bottom



Mechanical deflectors (flaps, shields) for directing manure spreading (verti X4)



Electronically precise control of the floor (knob for smooth speed control)



Electronic floor control (wired remote +/-))



Automatic brake force regulator - ALB valve - adjusts braking force to load, improving vehicle control

**TECHNICAL DATA**

	N267/2	N267/3	N267/2	N267/3
Type of homologation	-	-	EU	EU
Homologated speed [km/h]	30	30	40	40
dmc [kg]	14000 - 14440	16 680 - 17 440	11 000	14 000
Load capacity [kg]	10 000	12 000	8500 - 9800	11 000 - 12 330
Homologation load capacity [kg]	10 000	12 000	10 000	12 330
Load body volume capacity [m3]	10,4	13	10,4	13
Total length/width/height [mm] VERTI X4 [mm]	6680 / 2420 / 2800	7900 / 2535 / 2820	6680 / 2420 / 2800	7900 / 2535 / 2820
Total length/width/height [mm] VERTI X2 [mm]	6980 / 2420 / 2800	8220 / 2535 / 2820	6980 / 2420 / 2800	8220 / 2535 / 2820
Internal dimensions of the loading bed length/width/height [mm]	4000 / 2000 / 1300	5000 / 2000 / 1300	4000 / 2000 / 1300	5000 / 2000 / 1300
Loading height [mm]	2575	2680	2575	2680
Kerb weight [kg]	4000 - 4440**	3680 - 5440**	3700 - 5000**	4670 - 6000**
Power demand [HP]	min. 90	min. 110	min. 90	min. 110
Price [€]				
<b>VERTI X4</b>	<b>31 550</b>	<b>35 055</b>	<b>32 000</b>	<b>35 505</b>
<b>VERTI X2</b>	<b>34 765</b>	<b>38 560</b>	<b>35 215</b>	<b>39 100</b>

! NOTE! The technical data of the selected product (including weight/load capacity) may vary depending on the chosen equipment.

## TANDEM MANURE SPREADERS

## STANDARD EQUIPMENT

- ✓ Cargo box latch
- ✓ vertical 4-drum adapter
- ✓ ladder
- ✓ drawbar eye Ø40mm fixed
- ✓ PTO shaft
- ✓ 2-line pneumatic breaks
- ✓ Set of fenders
- ✓ 400/60-15,5 wheels
- ✓ 2-section hydraulics
- ✓ wheel chocks
- ✓ Underrun protection rear beam

**N280****BATALION**

LOAD CAPACITY [KG]

6 000 / 8 000 / 10 000

OPTIONAL  
APPROVAL

EU

## OPTIONAL EQUIPMENT

• Mechanical deflectors (flaps, covers) for manure spreading direction	900	€	• Electronically controlled floor (wired remote control +/-))	645	€
• Hydraulic breaks - extra charge*	420	€	• EU approval - extra charge*	0	€
• Over-run brake	1 605	€	• Color other than standard - extra charge***	645	€
• Automatic brake force regulator - ALB valve - extra charge* - required for EU approval	450	€			
• Wheels 500/50-17" - extra charge*	935	€			
• Wide-angle PTO shaft - extra charge*	440	€			
• Electronic precise floor control (knob for smooth speed control)	1 460	€			

## TECHNICAL DATA

	N280	N280/1	N280/2	N280	N280/1	N280/2
Type of homologation	-	-	-	EU	EU	EU
Homologated speed [km/h]	40	40	40	40	40	40
dmc [kg]	9280	8 000	10 000	9000*	10400*	11000*
Load capacity [kg]	6 000	8 000	10 000	6 000	8 000	10 000
Homologation load capacity [kg]	-	-	-	6000 - 8400**	8000 - 9420*	8900 - 9820**
Load body volume capacity [m3]	8,07	8,9	10,8	8,07	8,9	10,8
Total length/width/height [mm] [mm]	6990 / 2350 / 2680	6990 / 2350 / 2800	7395 / 2350 / 2790	6990 / 2350 / 2680	6990 / 2350 / 2800	7395 / 2350 / 2790
Internal dimensions of the loading bed length/width/height [mm]	4120 / 1960 / 1000 (walls 500+500)	4120 / 1960 / 1100 (walls 500+600)	4620 / 1960 / 1200 (walls 600+600)	4120 / 1960 / 1000 (walls 500+500)	4120 / 1960 / 1100 (walls 500+600)	4620 / 1960 / 1200 (walls 600+600)
Loading height [mm]	2 150	2 250	2 350	2 150	2 250	2 350
Kerb weight [kg]	3 280	3 460	3 660	3100 - 3850**	3480 - 4400**	3680 - 4600**
Power demand [HP]	min. 70	min. 80	min. 90	min. 70	min. 80	min. 90
Price [€]	<b>4-wirnikowowy</b> 29 215	30 380	31 550	29 665	30 830	32 000

⚠ NOTE! The technical data of the selected product (including weight/load capacity) may vary depending on the chosen equipment.



Adapter cover automatically lifted when raising the rear wall (slide)



Openable and removable sideboards facilitate easier loading



Practical sideboards allowing for easy element replacement and expansion. Additionally reinforced with a stabilizing brace



Floor made of wood, which does not deteriorate upon contact with manure



Overrun brake (version N280, N280/1) stabilizes the vehicle on steep inclines, enhancing safety



Vertical 4-rotor adapter - used for crushing and spreading fresh and fermented manure with the inclusion of straw and semi-liquid fractions



Wheels 500/50-17" - ensure better stability and traction on various types of terrain



Hydraulically lifted guillotine slide, sealed with a rubber belt at the bottom



Mechanical leg with a steel wheel - facilitates machine movement and ensures its stability during use



Automatic brake force regulator - ALB valve - adjusts braking force to load, improving vehicle control



Galvanized frame - significantly extends the lifespan of the structure by protecting against corrosion



Electronic floor control (wired remote +/-)

## HOMOLOGATION PACKAGE EU (\*)

- + Automatic brake force regulator - ALB valve
- + EU approval - extra charge

**450 €**

Note! Information regarding spreading width and detailed parameters of adapters can be found on pages 62-63


**N272**
**TAURUS**

LOAD CAPACITY [KG]

12 000 / 14 000

 OPTIONAL  
APPROVAL

**EU**
**STANDARD EQUIPMENT**

- ✓ Cargo box latch
- ✓ 2-drum vertical adapter
- ✓ Hydraulic deflectors
- ✓ Ladder
- ✓ drawbar eye Ø50mm fixed
- ✓ Wide-angle PTO shaft
- ✓ 2-line pneumatic breaks
- ✓ Wheels 550/60-22.5
- ✓ 4-section hydraulic
- ✓ Hydraulic parking jack
- ✓ Side walls protected with rubber strips
- ✓ wheel chocks
- ✓ Underrun protection rear beam

**OPTIONAL EQUIPMENT**

• Extension (full) 0,5m	1 125	€	• CARGO volume attachment - without a two-speed gearbox	6 575	€
• Extension (net) 0,5m	980	€	• CARGO volume attachment - with a two-speed gearbox	8 035	€
• Extension (net) 0,8m	1 060	€	• 4-section divider with hydraulics, set - extra charge*	645	€
• Hydraulic brakes - extra charge*	225	€	• Electronic precise floor control (knob for smooth speed control)	845	€
• Hydraulic-pneumatic brakes - extra charge*	1 125	€	• EU approval - extra charge*	1 155	€
• Wheels 600/55-22,5 - extra charge*	3 730	€	• Color other than standard - extra charge***	805	€
• Wheels 650/55-26,5 - extra charge*	5 465	€			
• Wheels 710/45-22,5" - extra charge*	4 980	€			
• Automatic brake force regulator - ALB valve - extra charge* - required for EU approval	450	€			
• Drawbar eye Ø 40 - extra charge*	0	€			
• Rotary drawbar eye Ø 50 - extra charge*	465	€			
• Ball drawbar eye K80 - extra charge*	340	€			

**TECHNICAL DATA**

	N272/1	N272/2	N272/1	N272/2
Type of homologation	-	-	EU	EU
Homologated speed [km/h]	40	40	40	40
dmc [kg]	18 360	20 600	16000*	18000*
Load capacity [kg]	12 000	14 000	12 000	14 000
Homologation load capacity [kg]	12 000	14 000	11500 - 13650**	13200 - 14990**
Load body volume capacity [m3]	12,6	13,8	12,6	13,8
Total length/width/height [mm] TAURUS VERTI [mm]	8250 / 2545 / 3330	8250 / 2545 / 3450	8250 / 2545 / 3330	8250 / 2545 / 3450
Total length/width/height [mm] TAURUS ZENI [mm]	8350 / 2545 / 3330	8350 / 2545 / 3450	8350 / 2545 / 3330	8350 / 2545 / 3450
Internal dimensions of the loading bed length/width/height [mm]	5000 / 2000 / 1280	5000 / 2000 / 1400	5000 / 2000 / 1280	5000 / 2000 / 1400
Loading height [mm]	2790	2910	2790	2910
Kerb weight [kg]	VERTI 2.0	5920	5920	6160
	ZENI 2.0	6360	6600	6600
Power demand [HP]	min. 120	min. 120	min. 120	min. 120
Price [€]	VERTI 2.0	<b>50 540</b>	<b>51 710</b>	<b>52 145</b>
	ZENI 2.0	<b>53 460</b>	<b>54 920</b>	<b>55 065</b>

⚠ NOTE! The technical data of the selected product (including weight/load capacity) may vary depending on the chosen equipment.





Hydraulically lifted guillotine slide, sealed with a rubber belt at the bottom



External folding ladder + internal ladder with removable option



Hydraulically driven floor with variable speed capability



Ball drawbar eye K80 - extra charge\*



Electronically precise control of the floor (knob for smooth speed control) - extra charge\*



Electronic floor control (wired remote +/-) - standard



Adapter VERTI 2.0 - designed for high-performance application of organic fertilizers



Adapter ZENI 2.0 - designed for spreading and even application of chicken litter, peat, fermented manure, sludge, and compost



Volume attachment CARGO - increases capacity by 5.5m<sup>3</sup>, making the machine versatile in fieldwork



Adapter - blades of elevated durability made from HARDOX



Automatic brake force regulator - ALB valve - adjusts braking force to load, improving vehicle control



Possibility to mount a ladder inside the shell (spreader)

**SUGGESTED CONFIGURATIONS MF-PACK (♦) 14T:**

- + adapter ZENI
- + wheels 710/45-22,5"
- + Ball drawbar eye K80
- + Electronic precise floor control

**68.420 €**

**HOMOLOGATION PACKAGE EU (\*)**

- + Automatic brake force regulator - ALB valve
- + Automatic Parking Brake
- + EU approval - extra charge

**1.605 €**

Note! Information regarding spreading width and detailed parameters of adapters can be found on pages 62-63

# TANDEM MANURE SPREADERS

## STANDARD EQUIPMENT

- ✓ Latch lifting indicator
- ✓ Cargo box latch
- ✓ Vertical 2-drum adapter
- ✓ Mechanical deflectors
- ✓ Ladder
- ✓ Drawbar eye Ø 50
- ✓ Wide-angle PTO shaft
- ✓ 2-line pneumatic breaks
- ✓ Wheels 550/60-22.5
- ✓ 5-section hydraulic
- ✓ Hydraulically shock-absorbed hitch
- ✓ Hydraulic parking jack
- ✓ Wheel chocks
- ✓ Fenders
- ✓ Work lighting
- ✓ Electronic precise floor control (knob for smooth speed control)
- ✓ Underrun protection rear beam



# N272

VIKING

LOAD CAPACITY [KG]

14 000 / 18 000

OPTIONAL  
APPROVAL

EU

## OPTIONAL EQUIPMENT

• Hydraulic & pneumatic brakes - extra charge*	1 125	€	• MF-S-Control - precision fertilization system with electro-valve block – DigiDevice	9 935	€
• Automatic brake force regulator - ALB valve - extra charge* - required for EU approval	450	€	• MF-S-Control - precision fertilization system with electro-valve block – Isobus	10 810	€
• Wheels 600/55-22,5 - extra charge*	3 730	€	• Wrapping with an eco-solvent printing on a polymer film (2-year warranty on UV radiation).	1 460	€
• Wheels 710/45R22.5 - extra charge*	4 980	€	• EU approval - extra charge*	1 605	€
• Drawbar eye fi 40 - extra charge*	0	€	• Color other than standard - extra charge*	805	€
• Rotary drawbar eye fi 50 - extra charge*	465	€			
• Ball drawbar eye K80 - extra charge*	340	€			
• CARGO volume attachment - without two-speed gearbox	6 575	€			
• CARGO volume attachment - with two-speed gearbox	8 035	€			
• Electronic panel control of hydraulic systems (electro-valve block)	875	€			

## TECHNICAL DATA

	N272/3	N272/6	N272/3	N272/6
Type of homologation	-	-	EU	EU
Homologated speed [km/h]	40	40	40	40
dmc [kg]	18 360	20 600	16000*	18000*
Load capacity [kg]	<b>14 000</b>	<b>18 000</b>	<b>14 000</b>	<b>18 000</b>
Load body volume capacity [m3]	13,4 Load capacity without extensions	13,4 Load capacity without extensions	13,4 Load capacity without extensions	13,4 Load capacity without extensions
	18,4 Load capacity with extensions	18,4 Load capacity with extensions	18,4 Load capacity with extensions	18,4 Load capacity with extensions
Total length/width/height [mm] VIKING VERTI [mm]	7925 / 2550 / 3390	7925 / 2650 / 3495	7925 / 2550 / 3390	7925 / 2650 / 3495
Total length/width/height [mm] VIKING ZENI [mm]	8115 / 2550 / 3390	8115 / 2650 / 3495	8115 / 2550 / 3390	8115 / 2650 / 3495
Internal dimensions of the loading bed length/width/height [mm]	5000 / 2000 / 1350	5000 / 2000 / 1350	5000 / 2000 / 1350	5000 / 2000 / 1350
Loading height [mm]	2870	2975	2870	2975
Kerb weight [kg]	6580	7990	6580	7990
Power demand [HP]	135	140-150	135	140-150
Price [€]	<b>VERTI 2.0</b>	<b>60 180</b>	<b>66 315</b>	<b>67 920</b>
	<b>ZENI 2.0</b>	<b>63 100</b>	<b>68 945</b>	<b>70 550</b>

⚠ NOTE! The technical data of the selected product (including weight/load capacity) may vary depending on the chosen equipment.



Hydraulically lifted guillotine slide, sealed with a rubber belt at the bottom



External folding ladder + internal ladder with removable option



Hydraulically driven floor with variable speed capability. NK14 chain with a breaking load of 21t - the combined strength of all chains is 42t



Full extensions, hydraulically raised by 0.5 meters



MF-S-Control - precision fertilization system with electro-valve block - DigiDevice



MF-S-Control - precision fertilization system with electro-valve block - Isobus



Adapter VERTI 2.0 - designed for high-performance application of organic fertilizers



Adapter ZENI 2.0 - designed for spreading and even application of chicken litter, peat, fermented manure, sludge, and compost



Volume attachment CARGO - increases capacity by 5.5m3, making the machine versatile in fieldwork



Adapter - blades of elevated durability made from HARDOX



Electronically precise control of the floor (knob for smooth speed control) -



Possibility to mount a ladder inside the shell (spreader)

**SUGGESTED CONFIGURATIONS**  
**MF-PACK (♦)**  
**VIKING 18T:**

- + adapter ZENI
- + wheels 710/45-22,5"
- + ball drawbar eye K80
- + MF-S-Control - ISOBUS
- + Type of homologation EU

**85 715 €**

**HOMOLOGATION PACKAGE**  
**EU (\*)**

- + Automatic brake force regulator - ALB valve
- + Automatic Parking Brake
- + EU approval - extra charge

**1.605 €**

Note! Information regarding spreading width and detailed parameters of adapters can be found on pages 62-63

## ONE AXLE MANURE SPREADERS

**N276****FALCON**

LOAD CAPACITY [KG]

6 000 / 8 000

OPTIONAL  
APPROVAL

EU

## STANDARD EQUIPMENT

- ✓ Cargo box latch
- ✓ 2-drum adapter
- ✓ Ladder
- ✓ Drawbar eye Ø50mm
- ✓ 1-line pneumatic breaks
- ✓ Wheels 520/85 R38
- ✓ PTO shaft
- ✓ 2-section hydraulics
- ✓ Parking jack (manually adjustable)
- ✓ Fixed deflectors
- ✓ Drawbar amortized with a longitudinal spring
- ✓ Wheel chocks

## OPTIONAL EQUIPMENT

• Net extensions 0,4m	885	€	• Wide-angle PTO shaft - extra charge*	440	€
• Net extensions 0,6m	965	€	• Electronic precise floor control (knob for smooth speed control)	1 460	€
• Hydraulic deflectors with possibility of adjustment for vertical adapter 1,5m and 2m - 2 pcs - extra charge*	1 125	€	• Electronically controlled floor (wired remote control +/-))	645	€
• Parking jack (scissors type) - extra charge*	515	€	• EU approval - extra charge*	845	€
• Drawbar eye Φ 40 - extra charge*	0	€	• Color other than standard - extra charge***	805	€
• Rotary drawbar eye Φ 50 - extra charge*	465	€			
• Ball drawbar eye K80 - extra charge*	340	€			
• Wheels 580/70 R38 - 2 pcs. - extra charge*	1 605	€			
• Hydraulic brakes - extra charge*	225	€			

## TECHNICAL DATA

	N276/1	N276	N276/1	N276
Type of homologation	-	-	EU	EU
Homologated speed [km/h]	40	40	30	30
dmc [kg]	11450	13000	9650*	9650*
Load capacity [kg]	6 000	8 000	6 000	8 000
Homologation load capacity [kg]	6 000	7500 - 8140**	6150 - 8350	6150 - 8350
Load body volume capacity [m <sup>3</sup> ]	7,7	9,5	7,7	9,5
Total length/width/height [mm] VIKING VERTI [mm]	7925 / 2550 / 3390	7925 / 2650 / 3495	7925 / 2550 / 3390	7925 / 2650 / 3495
Total length/width/height [mm] VIKING ZENI [mm]	8115 / 2550 / 3390	8115 / 2650 / 3495	8115 / 2550 / 3390	8115 / 2650 / 3495
Internal dimensions of the loading bed length/width/height [mm]	5000 / 2000 / 1350	5000 / 2000 / 1350	5000 / 2000 / 1350	5000 / 2000 / 1350
Loading height [mm]	2870	2975	2870	2975
Kerb weight [kg]	4800 - 5450**	4860 - 5500**	4300 - 6500**	4350 - 6600**
Power demand [HP]	135	140-150	135	140-150
Price [€]				
VERTI	41 775	42 360	42 620	43 205
VERTI 2.0	44 990	45 281	45 835	46 125
ZENI 2.0	48 202	48 494	49 045	49 340

! NOTE! The technical data of the selected product (including weight/load capacity) may vary depending on the chosen equipment.





Working lights for nighttime operation - spotlights



Net extensions 0,4m - extra charge



Hydraulically lifted guillotine slide, sealed with a rubber belt at the bottom



Hydraulically driven floor with variable speed capability



Double hinge for rear flap opening - allows for hydraulic opening of the flap up to 180 degrees



Hydraulically cushioned drawbar - reduces vibrations, improving ride comfort and enhancing safety



Scissor-hydraulic support foot ensures quick and stable machine positioning through the hydraulic system



Mechanical (manually adjustable) support foot - enables stable machine positioning on various surfaces



Hydraulically driven floor with variable speed capability. NK14 chain with a breaking load of 21t - the combined strength of all chains is 42t



Adapter VERTI 2.0 - designed for high-performance application of organic fertilizers



Adapter ZENI 2.0 - designed for spreading and even application of chicken litter, peat, fermented manure, sludge, and compost



Electronic floor control (wired remote +/-) - standard



Adapter - blades of elevated durability made from HARDOX



Electronically precise control of the floor (knob for smooth speed control) -



Possibility to mount a ladder inside the shell (spreader)

# ONE AXLE MANURE SPREADERS



## N276

**FALCON PREMIUM**  
LOAD CAPACITY [KG]  
10 000 / 12 000 / 14 000

**EU APPROVAL** **EU**

### STANDARD EQUIPMENT

- ✓ Cargo box latch
- ✓ Vertical 2-drum adapter 1,5m
- ✓ Ladder
- ✓ Drawbar eye Ø50mm
- ✓ 2-line pneumatic breaks
- ✓ Wheels 580/70R38
- ✓ Wide-angle PTO shaft
- ✓ 2-section hydraulics
- ✓ Parking jack (scissors type)
- ✓ Fixed deflectors
- ✓ Drawbar amortized with a longitudinal spring
- ✓ Electronic precise floor control (knob for smooth speed control)
- ✓ Wheel chocks
- ✓ EU approval

### OPTIONAL EQUIPMENT

- |  |       |   |   |          |   |
|--|-------|---|---|----------|---|
| • Net extensions 0,4m  | 3 030 | € | • Hydraulic brakes                          | 770      | € |
| • Net extensions 0,6m  | 3 300 | € | • EU approval - extra charge*               | Standard |   |
| • Hydraulic deflectors with possibility of adjustment for vertical adapter 1,5m and 2m - 2 pcs - extra charge* | 3 850 | € | • Color other than standard - extra charge* | 2 750    | € |
| • Drawbar eye Φ 40 - extra charge*   | 0     | € |   |          |   |
| • Rotary drawbar eye Φ 50 - extra charge*  | 1 600 | € |   |          |   |
| • Ball drawbar eye K80 - extra charge*   | 1 160 | € |   |          |   |

### TECHNICAL DATA

	N276/3	N276/4	N276/5	
Type of homologation	EU	EU	EU	
Homologated speed [km/h]	30	30	30	
dmc [kg]	10000*	10000*	10000*	
Load capacity [kg]	10 000	12 000	14 000	
Homologation load capacity [kg]	5250 - 7450**	5550 - 7750**	5500 - 7700**	
Load body volume capacity [m3]	11,4	13,4	15,1	
Total length/width/height [mm] VIKING VERTI [mm]	8 750 / 2 820 / 3 140	8 750 / 2 820 / 3 290	8 750 / 2 870 / 3 440	
Internal dimensions of the loading bed length/width/height [mm]	5725 / 1 500-1 950 (top/bottom) / 1 850 (with extension)	5725 / 1 500-1 950 (top/bottom) / 2 000 (with extension)	5725 / 1 500-1 950 (top/bottom) / 2 100 (with extension)	
Loading height [mm]	2 490	2 640	2 790	
Kerb weight [kg]	5 800	5 850	5 930	
Power demand [HP]	100	120	120	
Price [€]	<b>VERTI</b>	<b>50 364</b>	<b>52 701</b>	<b>53 870</b>
	<b>VERTI 2.0</b>	<b>53 285</b>	<b>55 330</b>	<b>56 499</b>
	<b>ZENI 2.0</b>	<b>56 207</b>	<b>58 252</b>	<b>59 420</b>

⚠ NOTE! The technical data of the selected product (including weight/load capacity) may vary depending on the chosen equipment.



Working lights for nighttime operation - spotlights



Slide position indicator - enables precise control over the slide's setting, enhancing work efficiency



Hydraulically lifted guillotine slide, sealed with a rubber belt at the bottom - opcja



Hydraulically driven floor with variable speed capability



Double hinge for rear flap opening - allows for hydraulic opening of the flap up to 180 degrees - opcja



Drawbar amortized with a longitudinal spring



Scissor-hydraulic support foot ensures quick and stable machine positioning through the hydraulic system



Possibility to mount a ladder inside the shell (spreader)



Hydraulically driven floor with variable speed capability. NK14 chain with a breaking load of 21t - the combined strength of all chains is 42t



Adapter VERTI 2.0 - designed for high-performance application of organic fertilizers



Adapter ZENI 2.0 - designed for spreading and even application of chicken litter, peat, fermented manure, sludge, and compost



ISOBUS SYSTEM



Grazioli gearbox with enhanced durability



Electronically precise control of the floor (knob for smooth speed control) - standard



Adapter - blades of elevated durability made from HARDOX

## ONE AXLE MANURE SPREADERS

**N277****CERBERUS**

LOAD CAPACITY [KG]

16 000 / 18 000

EU APPROVAL

**EU**

## STANDARD EQUIPMENT

- ✓ Cargo box latch
- ✓ 2-drum adapter
- ✓ Ladder
- ✓ Ball drawbar eye K80 mm
- ✓ 2-line pneumatic breaks
- ✓ Wheels 650/75R32
- ✓ 4-section hydraulics
- ✓ Scissor-hydraulic parking jack
- ✓ Drawbar amortized with a longitudinal spring
- ✓ Rear flaps (deflectors) open hydraulically
- ✓ Wheel chocks
- ✓ Wheels 650/75R32
- ✓ Wide-angle PTO shaft
- ✓ Underrun protection rear beam
- ✓ Electronic precise floor control (knob for smooth speed control)
- ✓ Electronically precise control of the floor (knob for smooth speed control) - standard

## OPTIONAL EQUIPMENT

- |                               |       |   |
|-------------------------------|-------|---|
| • Extension (full) 0,5m       | 1 605 | € |
| • Extensions (net) 0,5m       | 1 510 | € |
| • EU approval - extra charge* | 805   | € |

## TECHNICAL DATA

	N277/6	N277/7
Type of homologation	EU	EU
Homologated speed [km/h]	30	30
dmc [kg]	14000	14000*
Load capacity [kg]	<b>16 000</b>	<b>18 000</b>
Load capacity in road traffic [kg]	<b>5500 - 7500</b>	<b>5300 - 7200</b>
Load body volume capacity [m3]	17,1	19
Total length/width/height [mm] [mm]	9 490 / 2 900 / 3 450	9 490 / 2 900 / 3 600
Internal dimensions of the loading bed length/width/height [mm]	6175 / 1 500 / 2 000 (top/bottom) / 2 050 (with extension)	6175 / 1 500 - 2 000 (top/bottom) / 1700 (with extension)
Loading height (extension 0.5) [mm]	2800 / 3300	2950 / 3450
Kerb weight [kg]	6500 - 8500**	6800 - 8700**
Power demand [HP]	100	120
Price [€]	<b>68 445</b>	<b>70 375</b>
	<b>VERTI 2.0</b>	

⚠ NOTE! The technical data of the selected product (including weight/load capacity) may vary depending on the chosen equipment.





Zabezpieczenie gumowe górnej krawędzi rozrzutnika - wzmocnione profilem stalowym



Dyszel amortyzowany hydraulicznie - pozwala na komfortowe wypoziomywanie maszyny



Hydraulically lifted guillotine slide, sealed with a rubber belt at the bottom



Podłoga ze **wzmacnianymi** zgarniaczami napędzana hydraulicznie z możliwością zmiany prędkości



Hydraulically driven floor with variable speed capability. NK14 chain with a breaking load of 21t - the combined strength of all chains is 42t



Work lights for nighttime operation - spotlights



Scissor-hydraulic support foot ensures quick and stable machine positioning through the hydraulic system



Double hinge for rear flap opening - allows for hydraulic opening of the flap up to 180 degrees



Possibility to mount a ladder inside the shell (spreader)



Wheels 650/75R32



Chain tensioning - - Properly tensioned chains reduce the risk of chain slack, which can lead to accidents, chain derailment, or equipment damage.



Wide-angle PTO shaft



Grazioli gearbox with enhanced durability



Electronically precise control of the floor (knob for smooth speed control) - standard



Adapter - blades of elevated durability made from HARDOX



# EXCELLENT MATERIAL SHREDDING

We offer the best quality spreader adapters. The main working tips are replaceable blades bolted to the rotor segments. When rotating, the rotors shred the material feed and eject it to the back and the sides. The bottom section of the rotors features bladed discs, which increase the spreading width of the material.



**ZENI**  
HORIZONTAL DISC  
ADAPTER

Adapter designed for highperformance insertion of organic fertilisers. Due to its large working width, it requires the increased power of tractors aggregated with the spreader. Spreading range 8-14 m.



**VERTI**  
VERTICAL 2-ROTOR  
ADAPTER WIDTH 1.5 M

It is used to shred and spread fresh and digested manure with a proportion of straw and semiliquid fractions. Spreading range 4-8 m. Not applicable to fertiliser lime.



RODZAJ ADAPTERA	OBORNIK ŚWIEŻY	OBORNIK PRZEFERMENTOWANY	POMIOT KURZY	TORF	SUBSTRAT / SZLAM	WAPNO
ZENI	●●○○	●●●○	●●●●	●●●○	●●●●	●●●●
VERTI	●●●○	●●●●	●●○○	●●○○	●●●○	●●●○
VERTI X2	●●●●	●●●●	●●●●	●●●●	●●●●	●●●●
VERTI X4	●●●●	●●●●	●●●○	●●○○	○○○○	○○○○

**Legenda:**

BARDZO DOBRY	●●●●	OPTYMALNY	●●○○
DOBRY	●●●○	ZADOWALAJĄCY	●○○○
NIEZALECANY	○○○○		



Adapter designed for highperformance insertion of organic fertilisers. Due to its large working width, it requires the increased power of tractors aggregated with the spreader. Spreading range 8-14 m.

It is used to shred and spread fresh and digested manure with a proportion of straw and semiliquid fractions. Spreading range 4-8 m. Not applicable to fertiliser lime

It is used to shred and spread fresh and digested manure with a proportion of straw and semiliquid fractions. Spreading range 4-8 m. Not applicable to fertiliser lime.



# AGRICULTURAL TRAILERS

## Robust and versatile

They meet the highest demands for quality, safety, flexibility and durability. The trailers have a wide range of standard and optional equipment. They are available in several load capacities.







## T963 NELA

LOAD CAPACITY [KG] 1250  
/ 1350

TYPE OF  
HOMOLOGATION **EU**



Pallet width allows for the insertion of:  
2 Euro pallets with a length of 1.2 m - T963/2  
3 Euro pallets with a length of 1.2 m - T963/3



Dumping angle / Tipping angle (backward/sideways) - 32°/50°



The rotating hitch has a rotating eye on one side with a diameter of  $\Phi 35$  mm, and on the other side, it allows for the option of attaching a square car ball hitch (K50 mm).



Wheels 185 R14

### STANDARD EQUIPMENT

- ✓ Side wall 350mm
- ✓ Draft pole with hitch adapter + drawbar eye  $\Phi 35$ mm
- ✓ Mechanical parking jack
- ✓ Wheels 185 R14
- ✓ Wheel chocks 2pcs.
- ✓ LED lights

### OPTIONAL EQUIPMENT

- Extension (net) 500mm - T963/2 350 €
- Extension (net) 500mm - T963/3 410 €
- Tyres 23x8.50-12 - extra charge\* Ask
- K50 hitch ball (without approval) - extra charge\* Ask

### TECHNICAL DATA

	T963/2	T963/3
Type of homologation	EU	EU
Homologated speed [km/h]	20	20
dmc [kg]	1650	1650
Load capacity [kg] ⓘ	1350	1250
Homologation load capacity [kg]	1250-1400	1150-1350
Type of brake	no brakes	no brakes
Tyres	185 R14	185 R14
Weight [kg]	250-450	300-500
Total length/total width/total height [mm]	2700/1400/1100	3500/1400/1100
Load space length/width/height [mm]	1740/1240/350	2540/1240/350
Tipping/Tipping angle (reverse/side)	32°/50°	28°/50°
Price [€]	350mm side wall	8 800
	350mm side wall and a 500mm net extension	10 000
		9 300
		10 700

ⓘ NOTE! The technical data of the selected product (including weight/load capacity) may vary depending on the chosen equipment.

## SINGLE AXLE AGRICULTURAL TRAILERS



### STANDARD EQUIPMENT

- ✓ Side wall 400mm
- ✓ Draft pole with hitch adapter + drawbar eye  $\Phi 40\text{mm}$
- ✓ Mechanic parking jack
- ✓ Wheel chocks 2 pcs.
- ✓ LED lights

### OPTIONAL EQUIPMENT

- |  |       |   |
|--|-------|---|
| • Extension (net) 700mm                    | 645   | € |
| • Hydraulic brake - extra charge           | 1 050 | € |
| • 2-line pneumatic brake - extra charge    | 760   | € |
| • Color other than standard - extra charge | 290   | € |

# T736

LOAD CAPACITY [KG] 840 / 1500 / 2500



A single-axle chassis has been used, making it easy to maneuver the machine.



Rear tipping 35°



LED lighting - it provides low energy consumption, which translates into a longer battery life and higher energy efficiency.



Tyres  
10.0/80-12 10P

### TECHNICAL DATA

	T736/1	T736A/1	T736A/2	
Type of homologation	PL	PL	PL	
Homologated speed [km/h]	40	40	25	
dmc [kg]	1 490	2 350	3 300	
Load capacity [kg] ⓘ	<b>840</b>	<b>1 500</b>	<b>2 500</b>	
Homologation load capacity [kg]	840	1510-1740	2460-2690	
Brake type	no brakes	1-line pneumatic brake	1-line pneumatic brake	
Tyres	10.0/80-12 10PR	10.0/80-12 10PR	10.0/75-15,3 10PR	
Weight [kg]	650	610-840	610-840	
Total length/total width/total height [mm]	3600/1770/1220	3600/1770/1220	3600/1770/1220	
Load space length/width/height [mm]	2540/1540/400	2540/1540/400	2540/1540/400	
Tipping/Tipping angle (reverse/side)	<b>Rear tipping 35°</b>	<b>Rear tipping 35°</b>	<b>Rear tipping 35°</b>	
Price [€]	400mm side wall	<b>5 845</b>	<b>6 425</b>	<b>Ask</b>
	400mm side wall and a 700mm net extension	<b>6 430</b>	<b>7 010</b>	<b>Ask</b>

ⓘ NOTE! The technical data of the selected product (including weight/load capacity) may vary depending on the chosen equipment.



## T735

LOAD CAPACITY [KG] 2.500 / 3.200

### STANDARD EQUIPMENT

- ✓ Side wall 500mm
- ✓ Draft pole with hitch adapter + drawbar eye  $\Phi$ 40mm
- ✓ Hand parking brake
- ✓ Wheel chocks 2 pcs.
- ✓ LED Lights

### OPTIONAL EQUIPMENT

- |   |       |   |
|---|-------|---|
| • Extension (net) 700mm                     | 645   | € |
| • Hydraulic brake - extra charge*           | 1 050 | € |
| • 2-line pneumatic brake - extra charge*    | 760   | € |
| • Color other than standard - extra charge* | 290   | € |



A single-axle chassis has been used, making it easy to maneuver the machine.



Tipping/Tipping angle (reverse/side) - **32°/50°**



LED lighting - it provides low energy consumption, which translates into a longer battery life and higher energy efficiency.



Tyres  
10.0/80-12 10P

### TECHNICAL DATA

	T735A/1	T735A/2	T735C/1	T735C/2	
Type of homologation	PL	PL	PL	PL	
Homologated speed [km/h]	40	40	25	25	
dmc [kg]	3 400	3 500	4 000	4 400	
Load capacity [kg] ⓘ	<b>2 500</b>	<b>2 500</b>	<b>3 200</b>	<b>3 500</b>	
Homologation load capacity [kg]	2400-2650	2400-2750	3000-3250	3300-3650	
Brake type	1-line pneumatic brake	<u>over-run brake</u>	1-line pneumatic brake	<u>over-run brake</u>	
Tyres	10.0/80-12 10PR	10.0/80-12 10PR	10.0/75-12 12PR	10.0/75-12 12PR	
Weight [kg]	750-1000	750-1100	750-1000	750-1100	
Total length/total width/total height [mm]	3980/1895/1330-2040	3980/1895/1330-2040	3980/1895/13 30-2040	3980/1895/13 30-2040	
Load space length/width/height [mm]	2960/1740/500	2960/1740/500	2960/1740/500	2960/1740/500	
Tipping/Tipping angle (reverse/side)	<b>three-sided 35°</b>	<b>three-sided 35°</b>	<b>three-sided 35°</b>	<b>three-sided 35°</b>	
Load space height above ground [mm]	850	850	850	850	
Volume [m3]	2,6	2,6	2,6	2,6	
Price [€]	500mm side wall	<b>7 155</b>	<b>8 470</b>	<b>7 305</b>	<b>8 620</b>
	500mm side wall and a 700mm net extension	<b>7 800</b>	<b>9 115</b>	<b>7 950</b>	<b>9 265</b>

ⓘ NOTE! The technical data of the selected product (including weight/load capacity) may vary depending on the chosen equipment.

## SINGLE AXLE AGRICULTURAL TRAILERS

## STANDARD EQUIPMENT

- ✓ Side wall 500mm
- ✓ Central system for walls bolting
- ✓ Chute
- ✓ Draft pole with hitch adapter + drawbar eye  $\Phi$ 40mm
- ✓ Mechanic parking jack with supporting wheel
- ✓ Hand parking brake
- ✓ Wheel chocks 2 pcs.
- ✓ LED Lights

## OPTIONAL EQUIPMENT

- |  |       |   |
|--|-------|---|
| • Extension (full) 500 mm  | 4 500 | € |
| • Extension (net) 700 mm   | 3 500 | € |
| • Tarpaulin with foldable frame                                  | 2 970 | € |
| • 2-line pneumatic brake - extra charge- (only T703A/1, T703A/3) | 1 130 | € |
| • Wheels 400/60 15,5 - extra charge - (only T703A/1, T703A/2)    | 500   | € |
| • Color other than standard - extra charge*                      | 1 000 | € |



## T703A

LOAD CAPACITY [KG] 3800 / 5000



A single-axle chassis has been used, making it easy to maneuver the machine.



Wywrót three-sided 35/35° (do tyłu/na boki)



Drawbar with hitch adapter - eye  $\Phi$  40 mm



LED lighting - it provides low energy consumption, which translates into a longer battery life and higher energy efficiency.

## TECHNICAL DATA

	T703A/1	T703A/2	T713A
Type of homologation	PL	PL	PL (T703A/3)
Homologated speed [km/h]	40	40	25
dmc [kg]	5500	5000	6700
Load capacity [kg] ⓘ	<b>3 800</b>	<b>3 800</b>	<b>5 000</b>
Homologation load capacity [kg]	3800-4500	3500-3800	5000-5700
Brake type	1-line pneumatic brake	over-run brake	1-line pneumatic brake
Tyres	10,0/75-15,3 18PR	10,0/75-15,3 18PR	400/60 15,5
Weight [kg]	1000-1700	1200-1500	1000-1700
Total length/total width/total height [mm]	4570-4770/2150/930-2450	4570-4770/2150/930-2450	4570-4770/2150/930-2450
Load space length/width/height [mm]	3340/1890/500	3340/1890/500	3340/1890/500
Tipping/Tipping angle (reverse/side)	three-sided 35/35°	three-sided 35/35°	three-sided 35/35°
Load space height above ground [mm]	930-1050	930-1050	930-1050
Volume [m3]	3,2	3,2	3,2
Price [€]	500mm side wall	<b>9 640</b>	<b>9 935</b>
	500mm side wall and a 500mm full extension	<b>10 955</b>	<b>40.300</b>

ⓘ NOTE! The technical data of the selected product (including weight/load capacity) may vary depending on the chosen equipment.





## T957

LOAD CAPACITY [KG]  
5000 / 6500

OPTIONAL APPROVAL **EU**

- Non-standard draft pole with drawbar eye  $\varnothing 40$ mm - extra charge\* 225 €
- Protection against other vehicles 385 €
- Plastic toll box 145 €
- Water tank with soap container 115 €
- Color other than standard - extra charge\* 585 €



A single-axle chassis has been used, making it easy to maneuver the machine.



Wywrót three-sided three-sided 35/35° (do tyłu/na boki)

### STANDARD EQUIPMENT

- ✓ Side wall 500mm (T957/1, T957), 600mm (T957/2)
- ✓ Central system for walls bolting
- ✓ Chute
- ✓ Draft pole with hitch adapter + drawbar eye  $\varnothing 40$ mm
- ✓ Mechanic parking jack with supporting wheel
- ✓ Hydraulic & electric installation for second trailer
- ✓ Rear coupling
- ✓ Hand parking brake
- ✓ Tyres 500/50 17
- ✓ Wheel chocks 2 pcs.
- ✓ LED Lights

### OPTIONAL EQUIPMENT

- Extension (full) 500 mm 1 810 €
- Extension (net) 500 mm 935 €
- Tarpaulin with foldable frame 1 020 €
- Over-run brake (with adjusted draft pole) - extra charge\* 290 €
- 2-line pneumatic brakes with membrane-spring cylinder - extra charge\* 770 €
- Standard draft pole with drawbar eye  $\varnothing 50$ mm - extra charge\* 0 €
- Non-standard draft pole with drawbar eye  $\varnothing 40$ mm - extra charge\* 210 €



Drawbar with hitch adapter - eye  $\varnothing 40$  mm



Tyres 500/50 17

### TECHNICAL DATA

	T957/1	T957/2	T957	T957
Type of homologation	PL	PL	EU	EU
Homologated speed [km/h]	40	40	30	30
dmc [kg]	6 700	8 550	7 250	7 000
Load capacity [kg] ⓘ	<b>5 000</b>	<b>6 500</b>	<b>5 000</b>	<b>5 000</b>
Homologation load capacity [kg]	4040-5200	5850-7050	5000-5450	4750-5200
Brake type	2-line pneumatic brake	2-line pneumatic brake	2-line pneumatic brake	over-run brake
Tyres	500/50 17	500/50 17	500/50 17	500/50 17
Weight [kg]	1500-2660	1500-2660	1800-2250	1800-2250
Total length/total width/total height [mm]	6050-6400/1900-2250/ max. 4000	6050-6400/1900-2250/ max. 4000	6050-6400/1900-2250/ max. 4000	6050-6400/1900-2250/ max. 4000
Load space length/width/height [mm]	4180/2080/500	4180/2080/ <b>600</b>	4180/2080/500	4180/2080/500
Tipping/Tipping angle (reverse/side)	three-sided 35/35°	three-sided 35/35°	three-sided 35/35°	three-sided 35/35°
Load space height above ground [mm]	1200	1200	1200	1200
Volume [m <sup>3</sup> ]	4,35	4,35	4,35	4,35
Volume capacity z nadstawką [m <sup>3</sup> ]	8,7	8,7	8,7	8,7
Price [€]	500mm side wall	<b>14 780</b>	<b>14 900</b>	<b>14 780</b>
	500/600mm side wall and a 500mm full extension	<b>16 590</b>	<b>16 710</b>	<b>16 590</b>

## DOUBLE AXLE AGRICULTURAL TRAILERS

### STANDARD EQUIPMENT

- ✓ Side wall height 600 mm
- ✓ Central system for walls bolting
- ✓ Wall bolting chain
- ✓ Chute
- ✓ Ladder
- ✓ Draft pole type V2000 + drawbar eye Φ40mm
- ✓ Hydraulic & electric installation for second trailer
- ✓ 2-line pneumatic brake with installation to second trailer
- ✓ Tyres 400/60,15,5
- ✓ Wheel chocks 2pcs.
- ✓ LED Lights
- ✓ Plastic fenders 4 pcs.



# T940/1

LOAD CAPACITY [KG] 5000

OPTIONAL  
APPROVAL

EU

### OPTIONAL EQUIPMENT

• Extension (net) 1000 mm	1 080	€	• 1-line pneumatic brake - extra charge*	0	€
• Tarpaulin with foldable frame	1 020	€	• Automatic brake force regulator - ALB valve - extra charge* - required for EU approval	450	€
• Working platform with balustrade - extra charge*	385	€	• Wheels 19.0/45- 17 IM-07, 4 pcs. - extra charge*	1 605	€
• Draft pole type V (2000 mm) fi 40 reinforced- extra charge*	165	€	• Basket for spare wheel with winch	355	€
• Draft pole type V extended (2200 mm) - extra charge*	225	€	• Spare wheel 400/60-15,5	405	€
• Draft pole type Y (2100 mm) - extra charge*	165	€	• Spare wheel 19.0/45- 17 IM-07	870	€
• Draft pole type Y extended (2350 mm) - extra charge*	225	€	• Marker lights	Standard	
• Drawbar eye 50mm for draft pole type Y - extra charge*	205	€	• LED lights - set	Standard	
• Hydraulic brakes - extra charge*	1 045	€	• Extra charge for EU approval - 40 km/h	0	€
			• Extra charge for EU approval - 30 km/h	Ask	€
			• Protection against other vehicles	250	€
			• Color other than standard - extra charge*	585	€

### SUGGESTED CONFIGURATIONS

**MF-PACK (\*)**:

- + Working platform with balustrade
- + Tarpaulin with foldable frame

**18 785 €**

### HOMOLOGATION PACKAGE

**EU (\*)**

- + Automatic brake force regulator - ALB valve
- + Extra charge for EU approval

**1 170 €**

⚠ NOTE! The technical data of the selected product (including weight/load capacity) may vary depending on the chosen equipment.




400/60-15.5 tires - the wheels are new as per standard




A floor made from two pieces of material allows for greater machine rigidity.



Trailers are equipped with special seals that ensure proper sealing. Alternative translation: Trailers have special gaskets that provide adequate sealing.



The length of the cargo space is 4915mm. The pallet width is 2420mm. It can accommodate 12 Euro pallets.



Binding chain - stiffens the cargo space walls



Chute - allows for precise adjustment of material flow, enabling easy and efficient unloading of crops.



Media - hydraulics and electrical connections for the second trailer.



LED lighting - it provides low energy consumption, which translates into a longer battery life and higher energy efficiency.



MF-branded hinges - allow for easy opening and closing of the side walls, facilitating the loading and unloading of materials

## TECHNICAL DATA

	T940/1	T940/1	T940C/1
Type of homologation	PL	EU	EU
Homologated speed [km/h]	40	40	30
dmc [kg]	9 400	10 860	13 200
Load capacity [kg] ⓘ	<b>5 000</b>	<b>8 000</b>	<b>10 000</b>
Homologation load capacity [kg]	5000-7500	6860-9060	9200-11400
Brake type	2-line pneumatic brake	2-line pneumatic brake	2-line pneumatic brake
Tyres	400/60.15,5	15.0/55-15	400/60.15,5
Weight [kg]	1900-4400	1800-4000	1800-4000
Total length/total width/total height [mm]	6970-7530/2550/1080-4000	6970-7530/2550/1080-4000	6970-7530/2550/1080-4000
Load space length/width/height [mm]	4915/2420/500	4915/2420/500	4915/2420/500
Tipping/Tipping angle (reverse/side)	three-sided 40/40°	three-sided 40/40°	three-sided 40/40°
Load space height above ground [mm]	1080-1280	1080-1280	1080-1280
Volume [m3]	5.9	5.9	5.9
Price [€]	500mm side wall <b>17 380</b>	<b>19 000</b>	<b>Ask</b>

## DOUBLE AXLE AGRICULTURAL TRAILERS

### STANDARD EQUIPMENT

- ✓ Side wall 500mm
- ✓ Central system for walls bolting
- ✓ Wall bolting chain
- ✓ Chute
- ✓ Ladder
- ✓ Draft pole type V2000 + drawbar eye Φ40mm
- ✓ Hydraulic & electric installation for second trailer
- ✓ 2-line pneumatic brake with installation to second trailer
- ✓ Tyres 400/60,15,5
- ✓ Wheel chocks 2pcs.
- ✓ Plastic fenders 4 pcs.
- ✓ LED Lights



# T940/2

LOAD CAPACITY [KG] 6000

OPTIONAL  
APPROVAL

EU

### OPTIONAL EQUIPMENT

• Extension (full) 500 mm	1 810	€	• Automatic brake force regulator - ALB valve - extra charge* - required for EU approval	450	€
• Extension (net) 1000 mm	1 080	€	• Wheels 19.0/45- 17 IM-07, 4 pcs. - extra charge*	1 605	€
• Tarpaulin with foldable frame	1 020	€	• Basket for spare wheel with winch	355	€
• Working platform with balustrade - extra charge*	385	€	• Spare wheel 400/60-15,5	405	€
• Draft pole type V (2000 mm) fi 40 reinforced- extra charge*	165	€	• Spare wheel 19.0/45- 17 IM-07	870	€
• Draft pole type V extended (2200 mm) - extra charge*	225	€	• Marker lights	205	€
• Draft pole type Y (2100 mm) - extra charge*	165	€	• Protection against other vehicles (without PL homologation)	250	€
• Draft pole type Y extended (2350 mm) - extra charge*	225	€	• Color other than standard - extra charge*	585	€
• Drawbar eye 50mm for draft pole type Y - extra charge*	205	€			
• Hydraulic brake - extra charge*	1 045	€			
• 1-line pneumatic brake - extra charge*	0	€			

### SUGGESTED CONFIGURATIONS

**MF-PACK (\*)**:

- + Extension (full) 500 mm
- + Working platform with balustrade
- + Tarpaulin with foldable frame

**20 745 €**

### HOMOLOGATION PACKAGE

**EU (\*)**

- + Automatic brake force regulator - ALB valve
- + Extra charge for EU approval

**1620 €**





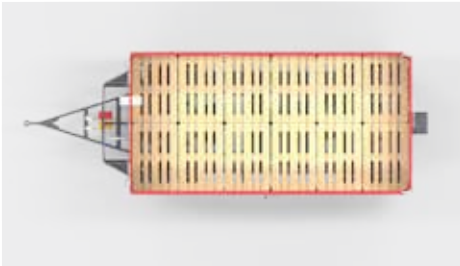
Working platform with balustrade - extra charge\*




A floor made from two pieces of material allows for greater machine rigidity.



Trailers are equipped with special seals that ensure proper sealing. Alternative translation: Trailers have special gaskets that provide adequate sealing.



The length of the cargo space is 4915mm. The pallet width is 2420mm. It can accommodate 12 Euro pallets.



Binding chain - stiffens the cargo space walls



Chute - allows for precise adjustment of material flow, enabling easy and efficient unloading of crops.



Media - hydraulics and electrical connections for the second trailer.



LED lighting - it provides low energy consumption, which translates into a longer battery life and higher energy efficiency.



MF-branded hinges - allow for easy opening and closing of the side walls, facilitating the loading and unloading of materials

## TECHNICAL DATA

	T940/2	T940/2	T940C/2
Type of homologation	PL	EU	EU
Homologated speed [km/h]	40	40	30
dmc [kg]	10 500	10 860	13 200
Load capacity [kg]	<b>6 000</b>	<b>8 000</b>	<b>10 000</b>
Homologation load capacity [kg]	6000-8500	6860-9060	9200-11400
Brake type	2-line pneumatic brake	2-line pneumatic brake	2-line pneumatic brake
Tyres	400/60.15,5	15.0/55-15	400/60.15,5
Weight [kg]	2000-4500	1800-4000	1800-4000
Total length/total width/total height [mm]	6970-7430/2550/1080-4000	6970-7530/2550/1080-4000	6970-7530/2550/1080-4000
Load space length/width/height [mm]	4915/2420/600	4915/2420/500	4915/2420/500
Tipping/Tipping angle (reverse/side)	three-sided 40/40°	three-sided 40/40°	three-sided 40/40°
Load space height above ground [mm]	1080-1280	1080-1280	1080-1280
Volume [m3]	7.1	5.9	5.9
Price [€]	600mm side wall	<b>17 530</b>	<b>19 150</b>
	500mm side wall and a 500mm full extension	<b>19 340</b>	<b>20 960</b>
		<b>Ask</b>	<b>Ask</b>

## DOUBLE AXLE AGRICULTURAL TRAILERS

### STANDARD EQUIPMENT

- ✓ Side wall 500mm
- ✓ Central system for walls bolting
- ✓ Wall bolting chain
- ✓ Chute
- ✓ Ladder
- ✓ Draft pole type V2000 + drawbar eye  $\Phi$ 40mm
- ✓ Lighting with reflective elements
- ✓ Hydraulic & electric installation for second trailer
- ✓ 1-line pneumatic brake with installation to second trailer
- ✓ Tyres 11.5/80,15,3
- ✓ Wheel chocks 2pcs.
- ✓ LED Lights
- ✓ Plastic fenders 4 pcs.



# T710/1

LOAD CAPACITY [KG] 6000

OPTIONAL  
APPROVAL

EU

### OPTIONAL EQUIPMENT

• Extension (full) 500 mm	1 810	€	• 1-line pneumatic brake - extra charge*	0	€
• Extension (net) 1000 mm	1 080	€	• Automatic brake force regulator - ALB valve - extra charge* - required for EU approval	450	€
• Tarpaulin with foldable frame	1 020	€	• Wheels 19.0/45- 17 IM-07, 4 pcs. - extra charge*	1 605	€
• Working platform with balustrade - extra charge*	385	€	• Basket for spare wheel with winch	355	€
• Draft pole type V (2000 mm) fi 40 reinforced- extra charge*	165	€	• Spare wheel 400/60-15,5	405	€
• Draft pole type V extended (2200 mm) - extra charge*	225	€	• Spare wheel 19.0/45- 17 IM-07	870	€
• Draft pole type Y (2100 mm) - extra charge*	165	€	• Marker lights	205	€
• Draft pole type Y extended (2350 mm) - extra charge*	225	€	• LED lights - set	Standard	
• Drawbar eye 50mm for draft pole type Y - extra charge*	205	€	• Extra charge for EU approval - 40 km/h	1 170	€
• Hydraulic brake - extra charge*	1 045	€	• Extra charge for EU approval - 30 km/h	Ask	€
			• Protection against other vehicles (without PL homologation)	250	€
			• Color other than standard - extra charge*	585	€

### SUGGESTED CONFIGURATIONS

**MF-PACK (\*)**:

- + Extension (full) 500 mm
- + Working platform with balustrade
- + Tarpaulin with foldable frame

**18 550 €**

### HOMOLOGATION PACKAGE

**EU (\*)**

- + Automatic brake force regulator - ALB valve
- + Extra charge for EU approval

**1 865 €**




Working platform with balustrade - extra charge\*




A floor made from two pieces of material allows for greater machine rigidity.



New non-pneumatic wheels have greater durability and resistance to damage, resulting in a longer lifespan and reduced repair requirements.



The length of the cargo space is 4200mm. The pallet width is 2080mm. It can accommodate 8 Euro pallets.



Binding chain - stiffens the cargo space walls



Chute - allows for precise adjustment of material flow, enabling easy and efficient unloading of crops.



Media - hydraulics and electrical connections for the second trailer.



LED lighting - it provides low energy consumption, which translates into a longer battery life and higher energy efficiency.



MF-branded hinges - allow for easy opening and closing of the side walls, facilitating the loading and unloading of materials

## TECHNICAL DATA

	T710/1	T710/1	T710C/1
Type of homologation	PL	EU	EU
Homologated speed [km/h]	40	40	30
dmc [kg]	9100	10 860	13 200
Load capacity [kg]	<b>6 000</b>	<b>8 000</b>	<b>10 000</b>
Homologation load capacity [kg]	6000-7400	7660-9060	10000-11400
Brake type	1-line pneumatic brake	2-line pneumatic brake	2-line pneumatic brake
Tyres	11.5/80.15,3	15.0/55-15	400/60.15,5
Weight [kg]	1700-3100	1800-3200	1800-3200
Total length/total width/total height [mm]	6200-6760/ 2300/ 1050-4000	6200-6760/ 2300/ 1050-4000	6200-6760/ 2300/ 1050-4000
Load space length/width/height [mm]	4200 / 2080/ <b>500</b>	4200 / 2080/ <b>500</b>	4200 / 2080/ <b>500</b>
Tipping/Tipping angle (reverse/side)	three-sided 35/40°	three-sided 35/40°	three-sided 35/40°
Load space height above ground [mm]	1050	1050	1050
Volume [m3]	4.3	4.3	4.3
Price [€]	500mm side wall	<b>15 335</b>	<b>17 200</b>
	500mm side wall and a 500mm full extension	<b>17 145</b>	<b>19 010</b>
		<b>Ask</b>	<b>Ask</b>

## DOUBLE AXLE AGRICULTURAL TRAILERS

### STANDARD EQUIPMENT

- ✓ Extension (full) 600mm
- ✓ Central system for walls bolting
- ✓ Wall bolting chain
- ✓ Chute
- ✓ Ladder
- ✓ Draft pole type V2000 + drawbar eye  $\Phi$ 40mm
- ✓ Hydraulic & electric installation for second trailer
- ✓ 1-line pneumatic brake with installation to second trailer
- ✓ Tyres 12,5/80,15,3
- ✓ Wheel chocks 2pcs.
- ✓ LED Lights
- ✓ Plastic fenders 4 pcs.



# T710/2

LOAD CAPACITY [KG] 8000

OPTIONAL  
APPROVAL

EU

### OPTIONAL EQUIPMENT

• Extension (full) 500 mm	1 810	€	• Automatic brake force regulator - ALB valve - extra charge* - required for EU approval	450	€
• Extension (net) 500 mm	935	€	• Spare wheel 400/60-15,5	385	€
• Tarpaulin with foldable frame	1 020	€	• Basket for spare wheel	355	€
• Working platform with balustrade - extra charge*	385	€	• Spare wheel 12/5/80-15,3	335	€
• Draft pole type V (2000 mm) fi 40 reinforced- extra charge	165	€	• Spare wheel 400/60-15,5	405	€
• Draft pole type V extended (2200 mm) - extra charge*	225	€	• Marker lights	205	€
• Draft pole type Y (2100 mm) - extra charge*	165	€	• LED lights - set	Standard	
• Draft pole type Y extended (2350 mm) (without PL homologation) - extra charge*	225	€	• Protection against other vehicles	250	€
• Drawbar eye 50mm for draft pole type Y (without PL homologation) - extra charge*	205	€	• EU approval - extra charge*	1 415	€
• 2-line pneumatic brake - extra charge*	250	€	• Color other than standard - extra charge*	585	€
• Hydraulic brakes - extra charge*	1 180	€			

### SUGGESTED CONFIGURATIONS

**MF-PACK (\*)**:

- + Extension (full) 500 mm
- + Working platform with balustrade
- + Tarpaulin with foldable frame

**67 280 €**

### HOMOLOGATION PACKAGE

**EU (\*)**

- + Automatic brake force regulator - ALB valve
- + Extra charge for EU approval

**1 865 €**






Working platform with balustrade - extra charge\*  
\*




A floor made from two pieces of material allows for greater machine rigidity.



New non-pneumatic wheels have greater durability and resistance to damage, resulting in a longer lifespan and reduced repair requirements.



The length of the cargo space is 4200mm. The pallet width is 2080mm. It can accommodate 8 Euro pallets.



Binding chain - stiffens the cargo space walls



Chute - allows for precise adjustment of material flow, enabling easy and efficient unloading of crops.



Media - hydraulics and electrical connections for the second trailer.



LED lighting - it provides low energy consumption, which translates into a longer battery life and higher energy efficiency.



MF-branded hinges - allow for easy opening and closing of the side walls, facilitating the loading and unloading of materials

## TECHNICAL DATA

	T710/2	T710/2	T710C/2	
Type of homologation	PL	EU	EU	
Homologated speed [km/h]	40	40	30	
dmc [kg]	10800	10 860	13 200	
Load capacity [kg] ⓘ	<b>8 000</b>	<b>8 000</b>	<b>10 000</b>	
Homologation load capacity [kg]	7700-9000	7660-9060	10000-11400	
Brake type	1-line pneumatic brake	2-line pneumatic brake	2-line pneumatic brake	
Tyres	11.5/80.15,3	15.0/55-15	400/60.15,5	
Weight [kg]	1800-3100	1800-3200	1800-3200	
Total length/total width/total height [mm]	6200-6760/ 2300/ 1050-4000	6200-6760/ 2300/ 1050-4000	6200-6760/ 2300/ 1050-4000	
Load space length/width/height [mm]	4200 / 2080/ <b>500</b>	4200 / 2080/ <b>500</b>	4200 / 2080/ <b>500</b>	
Tipping/Tipping angle (reverse/side)	three-sided 40/40°	three-sided 35/40°	three-sided 35/40°	
Load space height above ground [mm]	1050	1050	1050	
Volume [m3]	5.2	4.3	4.3	
Price [€]	500mm side wall	<b>16 360</b>	<b>18 225</b>	<b>Ask</b>
	500mm side wall and a 500mm full extension	<b>18 170</b>	<b>20 035</b>	<b>Ask</b>

## DOUBLE AXLE AGRICULTURAL TRAILERS

### STANDARD EQUIPMENT

- ✓ Side wall 500mm
- ✓ Central system for walls bolting
- ✓ Wall bolting chain
- ✓ Chute
- ✓ Ladder
- ✓ Draft pole type V2000 + drawbar eye  $\Phi$ 40mm
- ✓ Lighting with reflective elements
- ✓ Hydraulic & electric installation for second trailer
- ✓ 2-line pneumatic brake with installation to second trailer
- ✓ Tyres 385/65 R22,5 (retreaded)
- ✓ Wheel chocks 2pcs.
- ✓ LED Lights
- ✓ Plastic fenders 4 pcs.



# T711/1

LOAD CAPACITY [KG] 8 000

OPTIONAL  
APPROVAL

EU

### OPTIONAL EQUIPMENT

• Extension (full) with gasket 500mm (to bottom side 500mm)	1 985	€	• Hydraulic brakes - extra charge*	1 605	€
• Extension (net) 350 mm	870	€	• Membrane-spring parking brake - extra charge*	1 480	€
• Extension (net) 500 mm	950	€	• Automatic brake force regulator - ALB valve - extra charge* - required for EU approval	450	€
• Patented system for tightening side walls		€	• Wheels 385/65 R22,5 (new) - extra charge - required for EU homologation	1 425	€
• Spring set for walls bolting	195	€	• Wheels 400/60-22,5 - extra charge*	1 500	€
• Tarpaulin with foldable frame	1 095	€	• Wheels 445/45 R 19,5 (without homologation) - extra charge*	1 500	€
• Working platform with balustrade - extra charge*	385	€	• Basket for spare wheel	420	€
• Draft pole type V (2000 mm) fi 40 reinforced- extra charge*	165	€	• Spare wheel new (385/65 R22,5)	825	€
• Draft pole type V extended (2200 mm) - extra charge*	225	€	• Spare wheel "retreaded" (385/65 R22,5)	480	€
• Draft pole type Y (2100 mm) - extra charge*	165	€	• Marker lights	205	€
• Draft pole type Y extended (2350 mm) - extra charge*	225	€	• Protection against other vehicles (EU homologated)	305	€
• Drawbar eye $\Phi$ 50mm - extra charge*	195	€	• EU approval - extra charge*	1 415	€
• Automatic rear hitch - extra charge*	685	€	• Color other than standard - extra charge*	585	€
					€

### SUGGESTED CONFIGURATIONS

#### MF-PACK (\*):

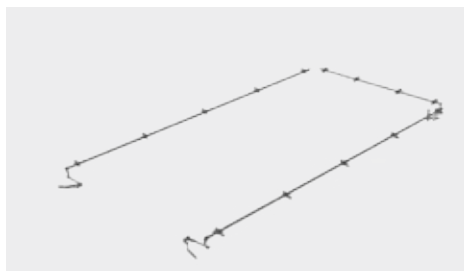
- + Extension (full) 500 mm
- + Working platform with balustrade
- + Tarpaulin with foldable frame

24 205 €

### HOMOLOGATION PACKAGE EU (\*)

- + Automatic brake force regulator - ALB valve
- + Wheels (385/65 R22,5) new
- + Extra charge for EU approval

3 290 €




Patented system for tightening side walls



A floor made from two pieces of material allows for greater machine rigidity.



Trailers are equipped with special seals that ensure proper sealing. Alternative translation: Trailers have special gaskets that provide adequate sealing.



The length of the cargo space is 4510mm. The pallet width is 2410mm. It can accommodate 10 Euro pallets.



Binding chain - stiffens the cargo space walls



Chute - allows for precise adjustment of material flow, enabling easy and efficient unloading of crops.



Media - hydraulics and electrical connections for the second trailer.



LED lighting - it provides low energy consumption, which translates into a longer battery life and higher energy efficiency.



MF-branded hinges - allow for easy opening and closing of the side walls, facilitating the loading and unloading of materials

**TECHNICAL DATA**

**T711/1**

**T711/1**

	<b>T711/1</b>	<b>T711/1</b>
Type of homologation	PL	EU
Homologated speed [km/h]	40	40
dmc [kg]	13300	12000
Load capacity [kg]	<b>8 000</b>	<b>8 000</b>
Homologation load capacity [kg]	8000-10500	7200-8700
Brake type	2-line pneumatic brake	2-line pneumatic brake
Tyres	385/65 R22.5 (retreaded)	485/65 R22.5
Weight [kg]	2800-5300	3300-4800
Total length/total width/total height [mm]	6550-7110 / 2550 / 1300-4000	6550-7110 / 2550 / 1300-4000
Load space length/width/height [mm]	4510/ 2410 / 500	4510/ 2410 / 500
Tipping/Tipping angle (reverse/side)	three-sided 40/40°	three-sided 40/40°
Load space height above ground [mm]	1300	1300
Volume [m3]	5,4	5,4
Price [€]	500mm side wall	<b>20 740</b>
	500mm side wall and a 500mm full extension	<b>22 725</b>
		<b>24 030</b>
		<b>26 015</b>

## DOUBLE AXLE AGRICULTURAL TRAILERS

### STANDARD EQUIPMENT

- ✓ Side wall height 600 mm
- ✓ Central system for walls bolting
- ✓ Wall bolting chain
- ✓ Chute
- ✓ Ladder
- ✓ Draft pole type V2000 + drawbar eye  $\Phi$ 40mm
- ✓ Hydraulic & electric installation for second trailer
- ✓ 2-line pneumatic brake with installation to second trailer
- ✓ Tyres 385/65 R22,5 (retreaded)
- ✓ Wheel chocks 2pcs.
- ✓ LED Lights
- ✓ Plastic fenders 4 pcs.



# T711/2

LOAD CAPACITY [KG] 10 000

OPTIONAL  
APPROVAL

EU

### OPTIONAL EQUIPMENT

• Extension (full) with gasket 500mm (to bottom side 500mm)	1 985	€	• Membrane-spring parking brake - extra charge*	1 480	€
• Extension (net) 350 mm	870	€	• Automatic brake force regulator - ALB valve - extra charge* - required for EU approval	450	€
• Extension (net) 500 mm	950	€	• Wheels 385/65 R22,5 (new) - extra charge - required for EU homologation	1 425	€
• Patented system for tightening side walls	440	€	• Wheels 400/60-22,5 - extra charge*	1 500	€
• Spring set for walls bolting		€	• Wheels 445/45 R 19,5 (without homologation) - extra charge*	1 500	€
• Tarpaulin with foldable frame	1 095	€	• Basket for spare wheel	420	€
• Working platform with balustrade - extra charge*	385	€	• Spare wheel new (385/65 R22,5)	825	€
• Draft pole type V (2000 mm) fi 40 reinforced- extra charge*	165	€	• Spare wheel "retreaded" (385/65 R22,5)	480	€
• Draft pole type V extended (2200 mm) - extra charge*	225	€	• Marker lights	205	€
• Draft pole type Y (2100 mm) - extra charge*	165	€	• Protection against other vehicles (EU homologated)	305	€
• Draft pole type Y extended (2350 mm) - extra charge*	225	€	• EU approval - extra charge*	1 415	€
• Drawbar eye $\Phi$ 50mm - extra charge*	195	€	• Color other than standard - extra charge*	585	€
• Automatic rear hitch - extra charge*	685	€			
• Hydraulic brakes - extra charge*	1 605	€			

### SUGGESTED CONFIGURATIONS

#### MF-PACK (\*):

- + Extension (full) 500 mm
- + Working platform with balustrade
- + Tarpaulin with foldable frame

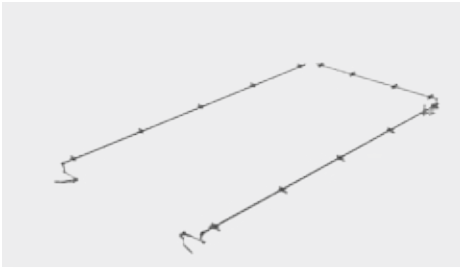
**25 375 €**

### HOMOLOGATION PACKAGE EU (\*)

- + Automatic brake force regulator - ALB valve
- + Wheels (385/65 R22,5) now
- + Extra charge for EU approval

**3 290 €**





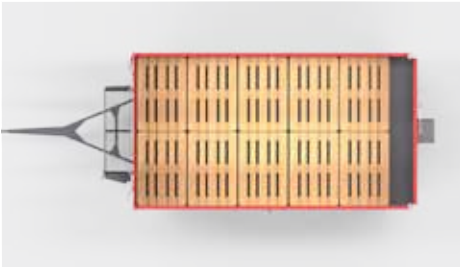
Patented system for tightening side walls




A floor made from two pieces of material allows for greater machine rigidity.



Trailers are equipped with special seals that ensure proper sealing. Alternative translation: Trailers have special gaskets that provide adequate sealing.



The length of the cargo space is 4510mm. The pallet width is 2410mm. It can accommodate 10 Euro pallets.



Binding chain - stiffens the cargo space walls



Chute - allows for precise adjustment of material flow, enabling easy and efficient unloading of crops.



Media - hydraulics and electrical connections for the second trailer.



LED lighting - it provides low energy consumption, which translates into a longer battery life and higher energy efficiency.



MF-branded hinges - allow for easy opening and closing of the side walls, facilitating the loading and unloading of materials

## TECHNICAL DATA

### T711/2

### T711/2

Type of homologation	PL	EU	
Homologated speed [km/h]	40	40	
dmc [kg]	14010	14000	
Load capacity [kg] ⓘ	<b>10 000</b>	<b>10 000</b>	
Homologation load capacity [kg]	9710-11210	9200-10700	
Tyres	385/65 R22.5 (retreaded)	385/65 R22.5	
Weight [kg]	2800-4300	3300-4800	
Total length/total width/total height [mm]	6550-7110 / 2550 / 1300-4000	6550-7110 / 2550 / 1300-4000	
Load space length/width/height [mm]	4510/ 2410 / 600	4510/ 2410 / 600	
Tipping/Tipping angle (reverse/side)	three-sided 40/40°	three-sided 40/40°	
Load space height above ground [mm]	1300	1300	
Volume [m3]	6,5	6,5	
Price [€]	600mm side wall	<b>21 910</b>	<b>25 200</b>
	600mm side wall and a 500mm full extension	<b>23 895</b>	<b>27 185</b>

## DOUBLE AXLE AGRICULTURAL TRAILERS

### STANDARD EQUIPMENT

- ✓ Side wall height 600 mm
- ✓ Central system for walls bolting
- ✓ Wall bolting chain
- ✓ Chute
- ✓ Ladder
- ✓ Draft pole type V2000 + drawbar eye  $\Phi$ 40mm
- ✓ Hydraulic & electric installation for second trailer
- ✓ 2-line pneumatic brake with installation to second trailer
- ✓ Tyres 385/65 R22,5 (retreaded)
- ✓ Wheel chocks 2pcs.
- ✓ LED Lights
- ✓ Plastic fenders 4 pcs.



**T711/3**

LOAD CAPACITY [KG] 12 000

OPTIONAL  
APPROVAL

EU

### OPTIONAL EQUIPMENT

• Bottom side 800mm - extra charge	715	€	• Wheels 385/65 R22,5 (new) - extra charge (*)	1 425	€
• Extension (full) with gasket 800 mm	2 630	€	• Wheels 400/60-22,5 - extra charge	1 500	€
• Hydraulically closed rear wall	965	€	• Wheels 445/45 R 19,5 (without homologation) - extra charge	1 500	€
• Extension (net) 350 mm	870	€	• Basket for spare wheel with winch	420	€
• Extension (net) 500 mm	950	€	• Spare wheel new (385/65 R22,5)	825	€
• Patented system for tightening side walls		€	• Spare wheel "retreaded" (385/65 R22,5)	480	€
• Spring set for walls bolting	195	€	• Spare wheel 400/60-22,5 T711/2, T711/3 - extra charge	825	€
• Tarpaulin with foldable frame	1 095	€	• Spare wheel 445/45 R 19,5 (without PL homologation)	825	€
• Working platform with balustrade - extra charge	385	€	• Marker lights	205	€
• Draft pole type V (2000 mm) fi 40 reinforced- extra charge	165	€	• Protection against other vehicles	305	€
• Draft pole type V extended (2200 mm) - extra charge	225	€	• EU approval - extra charge (*)	1 170	€
• Draft pole type Y (2100 mm) - extra charge	165	€	• Color other than standard - extra charge	585	€
• Draft pole type Y extended (2350 mm) - extra charge	225	€			€
• Drawbar eye $\Phi$ 50mm - extra charge	195	€			
• Automatic rear hitch - extra charge	685	€			
• Hydraulic brakes - extra charge	1 605	€			
• Membrane-spring parking brake - extra charge	1 480	€			
• Automatic brake force regulator - ALB valve - extra charge (*)	450	€			

### SUGGESTED CONFIGURATIONS

**MF-PACK (\*)**:

- + Bottom side 800 mm
- + Working platform
- + Tarpaulin with frame
- + Automatic rear hitch

**25 520 €**

### HOMOLOGATION PACKAGE

**EU (\*)**

- + Automatic brake force regulator - ALB valve
- + wheels (385/65 R22,5) now
- + Extra charge for EU approval

**3 290 €**



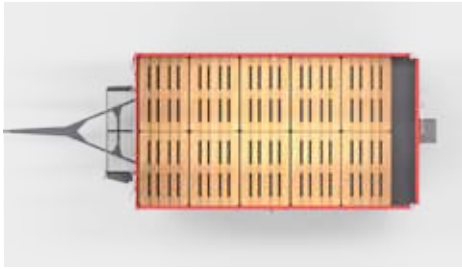
Hydraulically closed rear wall




A floor made from two pieces of material allows for greater machine rigidity.



Trailers are equipped with special seals that ensure proper sealing. Alternative translation: Trailers have special gaskets that provide adequate sealing.



The length of the cargo space is 4510mm. The pallet width is 2410mm. It can accommodate 10 Euro pallets.



Binding chain - stiffens the cargo space walls



Chute - allows for precise adjustment of material flow, enabling easy and efficient unloading of crops.



Media - hydraulics and electrical connections for the second trailer.



LED lighting - it provides low energy consumption, which translates into a longer battery life and higher energy efficiency.



MF-branded hinges - allow for easy opening and closing of the side walls, facilitating the loading and unloading of materials

**TECHNICAL DATA**

**T711/3**

**T711/3**

Type of homologation	PL	EU	
Homologated speed [km/h]	40	40	
dmc [kg]	17 400	16 000	
Load capacity [kg] ⓘ	<b>12 000</b>	<b>12 000</b>	
Homologation load capacity [kg]	12000-14500	11200-12700	
Tyres	385/65 R22.5 (retreaded)	385/65 R22.5	
Weight [kg]	2900-5400	3300-4800	
Total length/total width/total height [mm]	6550-7110 / 2550 / 1300-4000	6550-7110 / 2550 / 1300-4000	
Load space length/width/height [mm]	<b>4510/ 2410 / 600</b>	<b>4510/ 2410 / 600</b>	
Tipping/Tipping angle (reverse/side)	three-sided 40/40°	three-sided 40/40°	
Load space height above ground [mm]	1300	1300	
Volume [m3]	6,5	6,5	
Price [€]	600mm side wall	<b>22 640</b>	<b>25 930I</b>
	600mm side wall and a 800mm full extension	<b>25 270</b>	<b>28 560</b>

## DOUBLE AXLE AGRICULTURAL TRAILERS

### STANDARD EQUIPMENT

- ✓ Side wall 500mm
- ✓ Central system for walls bolting
- ✓ Wall bolting chain
- ✓ Chute
- ✓ Ladder
- ✓ Draft pole type V2000 + drawbar eye  $\Phi$ 40mm
- ✓ Hydraulic & electric installation for second trailer
- ✓ 2-line pneumatic brake with installation to second trailer
- ✓ Tyres 385/65 R22,5 (retreaded)
- ✓ Wheel chocks 2pcs.
- ✓ LED Lights
- ✓ Plastic fenders 4 pcs.



# T711/1L

LONG  
LOAD CAPACITY [KG] 8 000

OPTIONAL  
APPROVAL

EU

### OPTIONAL EQUIPMENT

- |   |       |   |  |          |   |
|---|-------|---|--|----------|---|
| • Extension (full) with gasket 500mm (♦)                      | 7 500 | € | • Automatic brake force regulator - ALB valve - extra charge (*) | 1 540    | € |
| • Patented system for tightening side walls (□) (♦)           | 1 500 | € | • Kola 385/65 R22,5 (nowe) - extra charge (*)                    | 4 870    | € |
| • Tarpaulin with foldable frame (♦)                           | 3 900 | € | • Wheels 400/60-22,5 - extra charge                              | 5 130    | € |
| • Working platform with balustrade - extra charge* (♦)        | 1 320 | € | • Wheels 445/45 R 19,5 (without homologation) - extra charge*    | 5 130    | € |
| • Draft pole type V (2000 mm) fi 40 reinforced- extra charge* | 560   | € | • Basket for spare wheel   | 1 430    | € |
| • Draft pole type V extended (2200 mm) - extra charge*        | 770   | € | • Spare wheel new (385/65 R22,5)                                 | 2 830    | € |
| • Draft pole type Y (2100 mm) - extra charge                  | 560   | € | • Spare wheel "retreaded" (385/65 R22,5)                         | 1 650    | € |
| • Draft pole type Y extended (2350 mm) - extra charge         | 770   | € | • LED Lights - kpl.  | Standard | € |
| • Drawbar eye $\Phi$ 50mm - extra charge                      | 660   | € | • Protection against other vehicles (EU homologated)             | 1 050    | € |
| • Automatic rear hitch - extra charge (♦)                     | 2 350 | € | • Extra charge for EU approval                                   | 4 000    | € |
| • Membrane-spring parking brake - extra charge*               | 5 060 | € | • Color other than standard - extra charge*                      | 2 000    | € |

### SUGGESTED CONFIGURATIONS

**MF-PACK (♦):**

- + Extension (full) 500 mm
- + Working platform
- + Tarpaulin with frame
- + Automatic rear hitch
- + System for tightening side walls

**26 310 €**

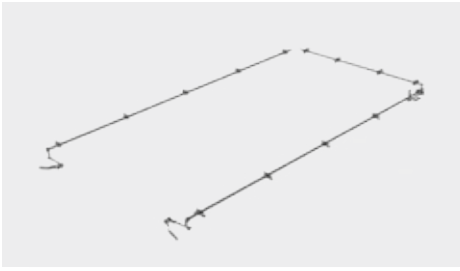
### HOMOLOGATION PACKAGE

**EU (\*)**

- + Automatic brake force regulator - ALB valve
- + wheels (385/65 R22,5) nowe
- + Extra charge for EU approval

**3 045 €**





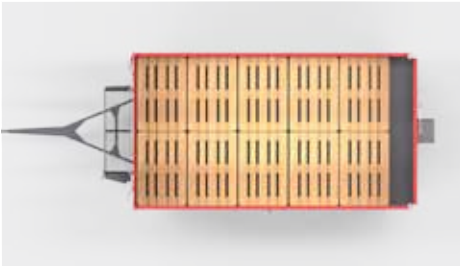
Patented system for tightening side walls (□)



A floor made from two pieces of material allows for greater machine rigidity.



Trailers are equipped with special seals that ensure proper sealing. Alternative translation: Trailers have special gaskets that provide adequate sealing.



The length of the cargo space is 5308mm. The pallet width is 2410mm. It can accommodate 10 Euro pallets.



Binding chain - stiffens the cargo space walls



Chute - allows for precise adjustment of material flow, enabling easy and efficient unloading of crops.



Media - hydraulics and electrical connections for the second trailer.



LED lighting - it provides low energy consumption, which translates into a longer battery life and higher energy efficiency.




MF-branded hinges - allow for easy opening and closing of the side walls, facilitating the loading and unloading of materials

## TECHNICAL DATA

### T711/1L

### T711/1L

	T711/1L	T711/1L
Type of homologation	PL	EU
Homologated speed [km/h]	40	40
dmc [kg]	13 300	13200
Load capacity [kg] 	<b>8 000</b>	<b>8 000</b>
Homologation load capacity [kg]	7800-10400	8000-9700
Tyres	385/65 R22.5 (retreaded)	385/65 R22.5
Brake type	2-line pneumatic brake	2-line pneumatic brake
Weight [kg]	2900-5500	3500-5200
Total length/total width/total height [mm]	7290-7650 / 2550 / 1280-4000	7290-7650 / 2550 / 1280-4000
Load space length/width/height [mm]	5308/ 2410 / 500	5308/ 2410 / 500
Tipping/Tipping angle (reverse/side)	three-sided 40/40°	three-sided 40/40°
Load space height above ground [mm]	1300	1300
Volume [m3]	6.5	6.5
Price [€]	500mm side wall	<b>21 910</b>
	500mm side wall and a 500mm full extension	<b>24 100</b>
		<b>24 955</b>
		<b>27 145</b>

## DOUBLE AXLE AGRICULTURAL TRAILERS

### STANDARD EQUIPMENT

- ✓ Side wall height 600 mm
- ✓ Central system for walls bolting
- ✓ Wall bolting chain
- ✓ Chute
- ✓ Ladder
- ✓ Draft pole type V2000 + drawbar eye  $\Phi$ 40mm
- ✓ Hydraulic & electric installation for second trailer
- ✓ 2-line pneumatic brake with installation to second trailer
- ✓ Tyres 385/65 R22,5 (retreaded)
- ✓ Wheel chocks 2pcs.
- ✓ LED Lights
- ✓ Plastic fenders 4 pcs.



# T711/2L

LONG  
LOAD CAPACITY [KG] 10 000

OPTIONAL APPROVAL EU

### OPTIONAL EQUIPMENT

• Extension (full) with gasket 500 mm (□)	2 190	€	• Automatic brake force regulator - ALB valve - extra charge (*)	450	€
• Patented system for tightening side walls (□)		€	• Wheels 385/65 R22,5 (new) - extra charge (*)	1 425	€
• Spring set for walls bolting	195	€	• Wheels 400/60-22,5 - extra charge	1 500	€
• Tarpaulin with foldable frame (□)	1 140	€	• Wheels 445/45 R 19,5 (without homologation) - extra charge	1 500	€
• Working platform with balustrade - extra charge (□)	385	€	• Basket for spare wheel with winch	420	€
• Draft pole type V (2000 mm) fi 40 reinforced- extra charge	165	€	• Spare wheel new (385/65 R22,5)	825	€
• Draft pole type V extended (2200 mm) - extra charge	225	€	• Spare wheel "retreaded" (385/65 R22,5)	480	€
• Draft pole type Y (2100 mm) - extra charge	165	€	• Spare wheel 400/60-22,5 - extra charge	825	€
• Draft pole type Y extended (2350 mm) - extra charge	225	€	• Spare wheel 445/45 R 19,5 (without PL homologation)	825	€
• Drawbar eye $\Phi$ 50mm - extra charge	195	€	• Protection against other vehicles	305	€
• Automatic rear hitch - extra charge (□)	685	€	• EU approval - extra charge (*)	1 170	€
• Hydraulic brakes - extra charge	1 605	€	• Color other than standard - extra charge	585	€
• Membrane-spring parking brake - extra charge	1 480	€			

### SUGGESTED CONFIGURATIONS

**MF-PACK (\*)**:

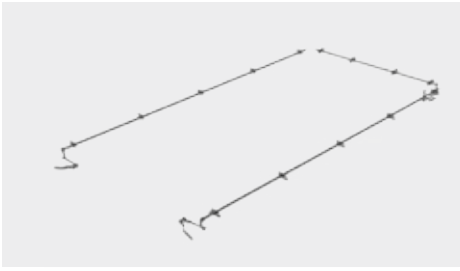
- + Extension (full) 500 mm
- + Working platform
- + Tarpaulin with foldable frame
- + Automatic rear hitch
- + System for tightening side walls

**27 480 €**

### HOMOLOGATION PACKAGE EU (\*)

- + Automatic brake force regulator - ALB valve
- + wheels (385/65 R22,5) now
- + Extra charge for EU approval

**3 045 €**



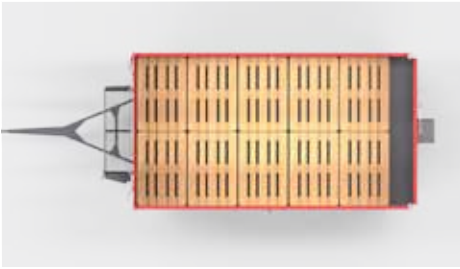
Patented system for tightening side walls (□)




A floor made from two pieces of material allows for greater machine rigidity.



Trailers are equipped with special seals that ensure proper sealing. Alternative translation: Trailers have special gaskets that provide adequate sealing.



The length of the cargo space is 5308mm. The pallet width is 2410mm. It can accommodate 10 Euro pallets.



Binding chain - stiffens the cargo space walls



Chute - allows for precise adjustment of material flow, enabling easy and efficient unloading of crops.



Media - hydraulics and electrical connections for the second trailer.



LED lighting - it provides low energy consumption, which translates into a longer battery life and higher energy efficiency.



MF-branded hinges - allow for easy opening and closing of the side walls, facilitating the loading and unloading of materials

## TECHNICAL DATA

	T711/2L	T711/2L
Type of homologation	PL	EU
Homologated speed [km/h]	40	40
dmc [kg]	15000	15200
Load capacity [kg] ⚠	<b>10 000</b>	<b>10 000</b>
Homologation load capacity [kg]	9500-12100	10000-11700
Tyres	385/65 R22.5 (retreaded)	385/65 R22.5
Weight [kg]	2900-5500	3500-5200
Total length/total width/total height [mm]	7290-7650 / 2550 / 1280-4000	7290-7650 / 2550 / 1280-4000
Load space length/width/height [mm]	<b>5308/ 2410 / 600</b>	<b>5308/ 2410 / 600</b>
Tipping/Tipping angle (reverse/side)	three-sided 40/40°	three-sided 40/40°
Load space height above ground [mm]	1300	1300
Volume [m3]	6.5	6.5
Price [€]	600mm side wall	<b>23 080</b>
	600mm side wall and a 600mm full extension	<b>25 270</b>
		<b>26 125</b>
		<b>28 315</b>

## DOUBLE AXLE AGRICULTURAL TRAILERS

### STANDARD EQUIPMENT

- ✓ Side wall height 600 mm
- ✓ Central system for walls bolting
- ✓ Wall bolting chain
- ✓ Chute
- ✓ Ladder
- ✓ Draft pole type V2000 + drawbar eye  $\Phi$ 40mm
- ✓ Hydraulic & electric installation for second trailer
- ✓ 2-line pneumatic brake with installation to second trailer
- ✓ Tyres 385/65 R22,5 (retreaded)
- ✓ Wheel chocks 2pcs.
- ✓ LED Lights
- ✓ Plastic fenders 4 pcs.



# T711/3L

LONG  
LOAD CAPACITY [KG] 12 000

OPTIONAL  
APPROVAL

EU

### OPTIONAL EQUIPMENT

• Extension (full) with gasket 600 mm(♦)	9 000	€	• Automatic brake force regulator - ALB valve - extra charge (*)	1 540	€
• Patented system for tightening side walls (♦)	1 500	€	• Wheels 385/65 R22,5 (new) - extra charge - required for EU homologation	4 870	€
• Spring set for walls bolting	660	€	• Wheels 400/60-22,5 - extra charge	5 130	€
• Tarpaulin with foldable frame (♦)	3 900	€	• Wheels 445/45 R 19,5 (without homologation) - extra charge*	5 130	€
• Working platform with balustrade - extra charge* (♦)	1 320	€	• Basket for spare wheel	1 430	€
• Draft pole type V (2000 mm) fi 40 reinforced- extra charge*	560	€	• Spare wheel new (385/65 R22,5)	2 830	€
• Draft pole type V extended (2200 mm) - extra charge*	770	€	• Spare wheel "retreaded" (385/65 R22,5)	1 650	€
• Draft pole type Y (2100 mm) - extra charge	560	€	• Koło zapasowe 400/60-22,5 - extra charge	2 830	€
• Draft pole type Y extended (2350 mm) - extra charge	770	€	• Koło zapasowe 445/45 R 19,5 (without PL homologation)	2 830	€
• Drawbar eye $\Phi$ 50mm - extra charge	660	€	• Marker lights	700	€
• Automatic rear hitch - extra charge (♦)	2 350	€	• LED Lights(♦)	Standard	€
• Hydraulic brakes - extra charge	5 500	€	• Protection against other vehicles (EU homologated)	1 050	€
• Membrane-spring parking brake - extra charge*	5 060	€	• Extra charge for EU approval	4 000	€
			• Color other than standard - extra charge*	2 000	€

### SUGGESTED CONFIGURATIONS

#### MF-PACK (♦):

- + Bottom side 600 mm
- + Working platform
- + Tarpaulin with frame
- + Automatic rear hitch
- + System for tightening side walls

**28 505 €**

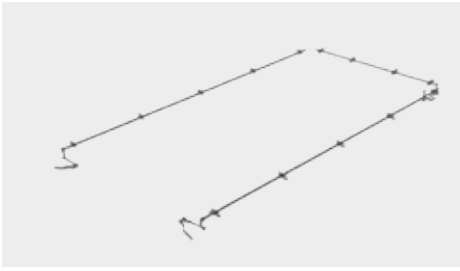
### HOMOLOGATION PACKAGE

#### EU (\*)

- + Automatic brake force regulator - ALB valve
- + wheels (385/65 R22,5) nowe
- +Extra charge for EU approval

**3 045 €**






Patented system for tightening side walls



A floor made from two pieces of material allows for greater machine rigidity.



Trailers are equipped with special seals that ensure proper sealing. Alternative translation: Trailers have special gaskets that provide adequate sealing.



The length of the cargo space is 5308mm. The pallet width is 2410mm. It can accommodate 12 Euro pallets.



Binding chain - stiffens the cargo space walls



Chute - allows for precise adjustment of material flow, enabling easy and efficient unloading of crops.



Media - hydraulics and electrical connections for the second trailer.



LED lighting - it provides low energy consumption, which translates into a longer battery life and higher energy efficiency.



MF-branded hinges - allow for easy opening and closing of the side walls, facilitating the loading and unloading of materials

## TECHNICAL DATA

### T711/3L

	PL	EU
Type of homologation	PL	EU
Homologated speed [km/h]	40	40
dmc [kg]	15000	17400
Load capacity [kg]	<b>12 000</b>	<b>12 000</b>
Homologation load capacity [kg]	12000-14500	11900-14400
Tyres	385/65 R22.5 (retreaded)	385/65 R22.5
Weight [kg]	2900-5400	3000-5500
Total length/total width/total height [mm]	7290-7650 / 2550 / 1280-4000	7290-7650 / 2550 / 1280-4000
Load space length/width/height [mm]	<b>5308/ 2410 / 600</b>	<b>5308/ 2410 / 600</b>
Tipping/Tipping angle (reverse/side)	three-sided 40/40°	three-sided 40/40°
Load space height above ground [mm]	1300	1300
Volume [m3]	6.5	6.5
Price [€]	600mm side wall	<b>23 665</b>
	600mm side wall and a 600mm full extension	<b>26 295</b>
		<b>26 710</b>
		<b>29 340</b>

## DOUBLE AXLE AGRICULTURAL TRAILERS

### STANDARD EQUIPMENT

- ✓ Divided side walls with a height of 600mm
- ✓ Central system for walls bolting
- ✓ Wall bolting chain
- ✓ Chute
- ✓ Ladder
- ✓ Draft pole type V2000 + drawbar eye  $\Phi$ 40mm
- ✓ Hydraulic & electric installation for second trailer
- ✓ 2-line pneumatic brake with installation to second trailer
- ✓ Tyres 385/65 R22,5 (retreaded)
- ✓ Wheel chocks 2pcs.
- ✓ LED Lights
- ✓ Plastic fenders 4 pcs.



**T739A**

LOAD CAPACITY [KG] 14 000

OPTIONAL  
APPROVAL

EU

### OPTIONAL EQUIPMENT

• Bottom side 800mm - extra charge	3 080	€	• Membrane-spring parking brake - extra charge	5 060	€
• Spring set for front wall bolting	770	€	• Automatic brake force regulator - ALB valve - extra charge (*)	1 540	€
• Extension (full) with gasket 600 mm (to bottom side 800mm)	8 250	€	• Wheels 385/65 R22,5 (new) - extra charge (*)	4 870	€
• Extension (full) with gasket 800 mm (to bottom side 600mm)	9 600	€	• Wheels 550/45-22,5" - extra charge	10 270	€
• Tarpaulin with foldable frame	4 000	€	• Basket for spare wheel with winch	1 430	€
• Working platform with balustrade - extra charge	1 320	€	• Spare wheel 385/65 R22,5	2 830	€
• Draft pole type V extended (2200 mm) - extra charge	770	€	• Spare wheel "retreaded" 385/65 R22,5	1 650	€
• Draft pole type Y (2100 mm) - extra charge	560	€	• Spare wheel 550/45-22,5	4 110	€
• Draft pole type Y extended (2350 mm) - extra charge	770	€	• Water tank with soap container	Standard	€
• Draft pole type V reinforced (2000 mm) - extra charge	560	€	• Plastic tool box	390	€
• Drawbar eye $\Phi$ 50mm for draft pole type Y - extra charge	700	€	• Protection against other vehicles	500	€
• Automatic rear hitch - extra charge	2 900	€	• EU approval - extra charge (*)	1 600	€
			• Color other than standard - extra charge*	4 000	€
				2 000	€

### SUGGESTED CONFIGURATIONS

**MF-PACK (\*)**:

- + Bottom side 800 mm
- + Working platform
- + Tarpaulin with frame
- + Automatic rear hitch

**30 475 €**

### HOMOLOGATION PACKAGE

**EU (\*)**

- + Automatic brake force regulator - ALB valve
- + wheels (385/65 R22,5) now
- +Extra charge for EU approval

**3 045 €**



Plastic fenders 4 pcs.



A floor made from two pieces of material allows for greater machine rigidity.



Trailers are equipped with special seals that ensure proper sealing. Alternative translation: Trailers have special gaskets that provide adequate sealing.



The length of the cargo space is 5385mm. The pallet width is 2410mm. It can accommodate 12 Euro pallets.



Binding chain - stiffens the cargo space walls



Chute - allows for precise adjustment of material flow, enabling easy and efficient unloading of crops.



Media - hydraulics and electrical connections for the second trailer.



LED lighting - it provides low energy consumption, which translates into a longer battery life and higher energy efficiency.



MF-branded hinges - allow for easy opening and closing of the side walls, facilitating the loading and unloading of materials

## TECHNICAL DATA

### T739A

### T739A

	PL	EU
Type of homologation	PL	EU
Homologated speed [km/h]	40	40
dmc [kg]	18000	18000
Load capacity [kg]	<b>14 000</b>	<b>14 000</b>
Homologation load capacity [kg]	13050-14100	13000-14100
Tyres	385/65 R22.5	385/65 R22.5
Weight [kg]	3900-4950	3900-5000
Total length/total width/total height [mm]	7350-7850/ 2550/ 1100-4000	7350-7850/ 2550/ 1100-4000
Load space length/width/height [mm]	5385/ 2410/ 600	5385/ 2410/ 600
Tipping/Tipping angle (reverse/side)	three-sided 40/40°	three-sided 40/40°
Load space height above ground [mm]	1110	1110
Volume [m3]	7.8	7.8
Price [€]	600mm side wall	<b>25 270</b>
	600mm side wall and a 800mm full extension	<b>28 075</b>
		<b>28 315</b>
		<b>31 120</b>

## DOUBLE AXLE AGRICULTURAL TRAILERS

### STANDARD EQUIPMENT

- ✓ Reinforced side wall with a profile - without a central post.
- ✓ Parted side wall 600mm
- ✓ Central system for walls bolting
- ✓ Wall bolting chain
- ✓ Chute
- ✓ Ladder
- ✓ Draft pole type V2000 + drawbar eye  $\Phi$ 40mm
- ✓ Hydraulic & electric installation for second trailer
- ✓ 2-line pneumatic brake with installation to second trailer
- ✓ Tyres 385/65 R22,5 (retreaded)
- ✓ Wheel chocks 2pcs.
- ✓ LED Lights
- ✓ Plastic fenders 4 pcs.



# T739AL

LOAD CAPACITY [KG] 14 000

OPTIONAL  
APPROVAL

EU

### OPTIONAL EQUIPMENT

• Bottom side 800mm - extra charge	935	€	• Membrane-spring parking brake - extra charge	1 480	€
• Spring set for front wall bolting	225	€	• Automatic brake force regulator - ALB valve - extra charge (*)	450	€
• Extension (full) with gasket 600 mm (to bottom side 800mm)	2 470	€	• Wheels 385/65 R22,5 - extra charge (*)	1 425	€
• Extension (full) with gasket 800 mm (to bottom side 600mm) (	2 865	€	• Wheels 550/45-22,5" - extra charge (*)	3 000	€
• Tarpaulin with foldable frame	1 170	€	• Basket for spare wheel with winch	420	€
• Working platform with balustrade - extra charge	385	€	• Spare wheel 385/65 R22,5	825	€
• Draft pole type V extended (2200 mm) - extra charge	225	€	• Spare wheel "retreaded" 385/65 R22,5	480	€
• Draft pole type Y (2100 mm) - extra charge	165	€	• Spare wheel 550/45-22,5	1 200	€
• Draft pole type Y extended (2350 mm) - extra charge	225	€	• Water tank with soap container	115	€
• Draft pole type V reinforced (2000 mm) - extra charge	165	€	• Plastic tool box	145	€
• Drawbar eye $\Phi$ 50mm for draft pole type Y - extra charge	205	€	• Protection against other vehicles (EU homologated)	465	€
• Automatic rear hitch - extra charge	845	€	• EU approval - extra charge (*)	1 415	€
			• Color other than standard - extra charge*	585	€

### SUGGESTED CONFIGURATIONS

**MF-PACK (\*)**:

- + Bottom side 800 mm
- + Working platform
- + Tarpaulin with frame
- + Automatic rear hitch

**30 680 €**

### HOMOLOGATION PACKAGE

**EU (\*)**

- + Automatic brake force regulator - ALB valve
- + wheels (385/65 R22,5) now
- + Extra charge for EU approval

**3 045 €**






Reinforced side wall with a profile - without a central post.



A floor made from two pieces of material allows for greater machine rigidity.



Trailers are equipped with special seals that ensure proper sealing. Alternative translation: Trailers have special gaskets that provide adequate sealing.



The length of the cargo space is 5385mm. The pallet width is 2410mm. It can accommodate 12 Euro pallets.



Binding chain - stiffens the cargo space walls



Chute - allows for precise adjustment of material flow, enabling easy and efficient unloading of crops.



Media - hydraulics and electrical connections for the second trailer.



LED lighting - it provides low energy consumption, which translates into a longer battery life and higher energy efficiency.



MF-branded hinges - allow for easy opening and closing of the side walls, facilitating the loading and unloading of materials

## TECHNICAL DATA

### T739AL

### T739AL

Type of homologation	PL	EU
Homologated speed [km/h]	40	40
dmc [kg]	18000	18000
Load capacity [kg]	<b>14 000</b>	<b>14 000</b>
Homologation load capacity [kg]	13050-14100	13000-14100
Tyres	385/65 R22.5	385/65 R22.5
Weight [kg]	3900-4950	3900-5000
Total length/total width/total height [mm]	7350-7850/ 2550/ 1100-4000	7350-7850/ 2550/ 1100-4000
Load space length/width/height [mm]	5385/ 2410/ 600	5385/ 2410/ 600
Tipping/Tipping angle (reverse/side)	three-sided 40/40°	three-sided 40/40°
Load space height above ground [mm]	1110	1110
Volume [m3]	7.8	7.8
Price [€]	600mm side wall	<b>25 415</b>
	600mm side wall and a 800mm full extension	<b>27 885</b>
		<b>28 460</b>
		<b>30 930</b>

## TANDEM AGRICULTURAL TRAILERS

### STANDARD EQUIPMENT

- ✓ Side wall 500mm
- ✓ Central system for walls bolting
- ✓ Wall bolting chain
- ✓ Chute
- ✓ Ladder
- ✓ Adapter zaczepu + oko zaczepu  $\Phi$ 40mm
- ✓ Parking jack hydrauliczna
- ✓ Hydraulic & electric installation for second trailer
- ✓ Hand parking brake
- ✓ 2-line pneumatic brake with installation to second trailer
- ✓ Tyres 385/65 R22,5 (retreaded)
- ✓ Wheel chocks 2pcs.
- ✓ LED Lights
- ✓ Plastic fenders 4 pcs.



# T730/1

LOAD CAPACITY [KG] 8 000

OPTIONAL  
APPROVAL

EU

### OPTIONAL EQUIPMENT

• Extension (full) with gasket 500mm (*)	6 800 €	• Wheels (385/65 r22,5) nowe - extra charge (*)	4 870 €
• Extension (net) 350 mm	3 630 €	• Wheels 400/60-22,5 - extra charge	5 130 €
• Extension (net) 500 mm	3 250 €	• Spare wheel 385/65 R22,5 retreaded (loose)	1 650 €
• Spring set for walls bolting	660 €	• Spare wheel 385/65 R22,5 new (loose)	2 830 €
• Tarpaulin with foldable frame (*)	3 750 €	• Marker lights	700 €
• Working platform with balustrade - extra charge* (*)	1 320 €	• LED Lights - kpl.	Standard €
• Oko zaczepu $\Phi$ 50 - extra charge	700 €	• Protection against other vehicles (EU homologated)	1 050 €
• Ball drawbar eye K80 - extra charge	1 270 €	• Extra charge for EU approval	2 500 €
• Automatic rear hitch - extra charge (*)	2 350 €	• Color other than standard - extra charge*	2 000 €
• Hydraulic brakes - extra charge*	3 580 €		
• Automatic brake force regulator - ALB valve - extra charge*	1 540 €		

### SUGGESTED CONFIGURATIONS

**MF-PACK (\*)**:

- + Extension (full) 500 mm
- + Working platform
- + Tarpaulin with frame
- + Automatic rear hitch

**26 205 €**

### HOMOLOGATION PACKAGE

**EU (\*)**

- + Automatic brake force regulator - ALB valve
- + Wheels (385/65 R22,5) nowe
- + Extra charge for EU approval

**2 605 €**



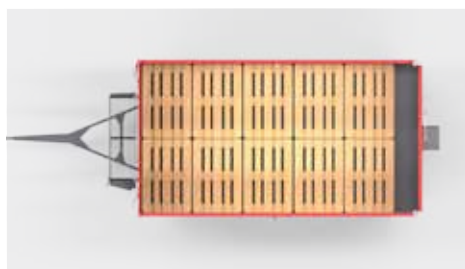
Plastic fenders 4 pcs.



A floor made from two pieces of material allows for greater machine rigidity.



Trailers are equipped with special seals that ensure proper sealing. Alternative translation: Trailers have special gaskets that provide adequate sealing.



Długość przestrzeni ładunkowej wynosi 4520mm. Szerokość paletowa 2420mm. Możliwość ustawienia 10 europalet



Binding chain - stiffens the cargo space walls



Chute - allows for precise adjustment of material flow, enabling easy and efficient unloading of crops.



Media - hydraulics and electrical connections for the second trailer.



LED lighting - it provides low energy consumption, which translates into a longer battery life and higher energy efficiency.



MF-branded hinges - allow for easy opening and closing of the side walls, facilitating the loading and unloading of materials

**TECHNICAL DATA**

**T730/1**

**T730/1**

	<b>T730/1</b>	<b>T730/1</b>
Type of homologation	PL	EU
Homologated speed [km/h]	40	40
dmc [kg]	12780	12100
Load capacity [kg]	<b>8 000</b>	<b>8 000</b>
Homologation load capacity [kg]	8000 - 9830	8000 - 8700
Tyres	385/65 R22.5 retreaded	385/65 R22.5
Weight [kg]	2950-4780	3400-4100
Total length/total width/total height [mm]	6405-6955/ 2550/ 1150-4000	6405-6955/ 2550/ 1150-4000
Load space length/width/height [mm]	4520/ 2420/ 500	4520/ 2420/ 500
Tipping/Tipping angle (reverse/side)	three-sided 40/40°	three-sided 40/40°
Load space height above ground [mm]	1150	1150
Volume [m3]	5.4	5.4
Price [€]	500mm side wall	<b>22 055</b>
	500mm side wall and a 500mm full extension	<b>24 040</b>
		<b>24 660</b>
		<b>26 645</b>

⚠ NOTE! The technical data of the selected product (including weight/load capacity) may vary depending on the chosen equipment.



## T730/2

LOAD CAPACITY [KG] 10 000

OPTIONAL  
APPROVAL

EU

### STANDARD EQUIPMENT

- ✓ Side wall height 600 mm
- ✓ Central system for walls bolting
- ✓ Wall bolting chain
- ✓ Chute
- ✓ Ladder
- ✓ Draft pole with hitch adapter + drawbar eye  $\Phi$ 40mm
- ✓ Lighting with reflective elements
- ✓ Parking jack hydrauliczna
- ✓ Hydraulic & electric installation for second trailer
- ✓ Hand parking brake
- ✓ 2-line pneumatic brake with installation to second trailer
- ✓ Tyres 385/65 R22,5 (retreaded)
- ✓ Wheel chocks 2pcs.
- ✓ LED Lights
- ✓ Plastic fenders 4 pcs.

### OPTIONAL EQUIPMENT

• Extension (full) with gasket 500mm (*)	1 985	€
• Extension (full) with gasket 600 mm	2 250	€
• Extension (net) 350 mm	1 060	€
• Extension (net) 500 mm	950	€
• Spring set for walls bolting	195	€
• Tarpaulin with foldable frame (*)	1 095	€
• Working platform with balustrade - extra charge (*)	385	€
• Drawbar eye $\Phi$ 50mm - extra charge	205	€
• Ball drawbar eye K80 - extra charge	370	€
• Automatic rear hitch - extra charge (*)	685	€
• Hydraulic brakes - extra charge*	1 045	€
• Automatic brake force regulator - ALB valve - extra charge*	450	€

• Wheels (385/65 r22,5) nowe - extra charge (*)	1 425	€
• Wheels 400/60-22,5 - extra charge	1 500	€
• Spare wheel 385/65 R22,5 retreaded (loose)	480	€
• Spare wheel 385/65 R22,5 new (loose)	825	€
• Marker lights	205	€
• LED Lights(*)	Standard	
• Protection against other vehicles (EU homologated)	305	€
• Extra charge for EU approval	730	€
• Color other than standard - extra charge*	585	€

### SUGGESTED CONFIGURATIONS MF-PACK (\*):

- + Extension (full) 500 mm
- + Working platform
- + Tarpaulin with frame
- + Automatic rear hitch

26 265 €

### HOMOLOGATION PACKAGE EU (\*):

- + Automatic brake force regulator - ALB valve
- + wheels (385/65 R22,5) nowe
- + Extra charge for EU approval

2 605 €





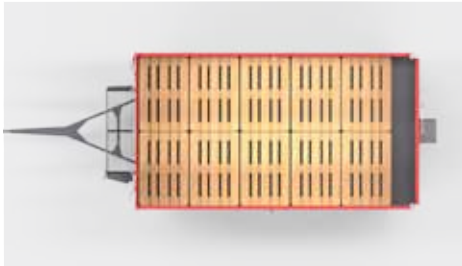
Plastic fenders 4 pcs.




A floor made from two pieces of material allows for greater machine rigidity.



Trailers are equipped with special seals that ensure proper sealing. Alternative translation: Trailers have special gaskets that provide adequate sealing.



The length of the cargo space is 4520mm. The pallet width is 2420mm. It can accommodate 10 Euro pallets.



Binding chain - stiffens the cargo space walls



Chute - allows for precise adjustment of material flow, enabling easy and efficient unloading of crops.



Media - hydraulics and electrical connections for the second trailer.



LED lighting - it provides low energy consumption, which translates into a longer battery life and higher energy efficiency.



MF-branded hinges - allow for easy opening and closing of the side walls, facilitating the loading and unloading of materials

## TECHNICAL DATA

	T730/2	T730/2
Type of homologation	PL	EU
Homologated speed [km/h]	40	40
dmc [kg]	14 780	14 100
Load capacity [kg] ⓘ	<b>10 000</b>	<b>10 000</b>
Homologation load capacity [kg]	10 000 - 11 830	10 000 - 10 700
Tyres	385/65 R22.5 retreaded	385/65 R22.5
Weight [kg]	2950 - 4780	3400 - 4100
Total length/total width/total height [mm]	6505-6955/ 2550/ 1150-4000	6505-6955/ 2550/ 1150-4000
Load space length/width/height [mm]	4520/ 2420/ 600	4520/ 2420/ 600
Tipping/Tipping angle (reverse/side)	three-sided 40/40°	three-sided 40/40°
Load space height above ground [mm]	1150	1150
Volume [m3]	6.5	6.5
Price [€]	600mm side wall	<b>22 350</b>
	600mm side wall and a 500mm full extension	<b>24 335</b>
		<b>24 955</b>
		<b>26 940</b>

## TANDEM AGRICULTURAL TRAILERS

### STANDARD EQUIPMENT

- ✓ Side wall height 600 mm
- ✓ Central system for walls bolting
- ✓ Wall bolting chain
- ✓ Chute
- ✓ Ladder
- ✓ Draft pole with hitch adapter + drawbar eye  $\Phi$ 40mm
- ✓ Lighting with reflective elements
- ✓ Parking jack hydrauliczna
- ✓ Hydraulic & electric installation for second trailer
- ✓ Hand parking brake
- ✓ 2-line pneumatic brake with installation to second trailer
- ✓ Tyres 385/65 R22,5 (retreaded)
- ✓ Wheel chocks 2pcs.
- ✓ LED Lights
- ✓ Plastic fenders 4 pcs.



# T730/3

LOAD CAPACITY [KG] 12 000

OPTIONAL  
APPROVAL

EU

### OPTIONAL EQUIPMENT

• Extension (full) with gasket 800 mm	2 630	€	• Automatic brake force regulator - ALB valve - extra charge - (*)	450	€
• Hydraulically closed rear wall	965	€	• Wheels 385/65 R22,5 (new) - extra charge - (*)	1 425	€
• Extension (net) 350 mm	1 060	€	• Wheels 400/60-22,5 - extra charge	1 500	€
• Extension (net) 500 mm	950	€	• Spare wheel 385/65 R22,5 retreaded (loose)	480	€
• Spring set for walls bolting	195	€	• Spare wheel 385/65 R22,5 new (loose)	825	€
• Tarpaulin with foalading frame	1 095	€	• Marker lights	205	€
• Working platform with balustrade - extra charge	385	€	• Protection against other vehicles	305	€
• Drawbar eye $\Phi$ 50mm - extra charge	205	€	• EU approval - extra charge (*)	730	€
• Standard adapter, drawbar eye $\Phi$ 40mm	370	€	• Color other than standard - extra charge	585	€
• Ball drawbar eye K80 - extra charge	370	€			
• Automatic rear hitch - extra charge*	685	€			
• Hydraulic brakes - extra charge	1 045	€			

### SUGGESTED CONFIGURATIONS

**MF-PACK (\*)**:

- + Bottom side 800 mm
- + Working platform
- + Tarpaulin with frame
- + Automatic rear hitch

**28 770 €**

### HOMOLOGATION PACKAGE

**EU (\*)**

- + Automatic brake force regulator - ALB valve
- + Wheels (385/65 R22,5) nowe
- +Extra charge for EU approval

**2 605 €**



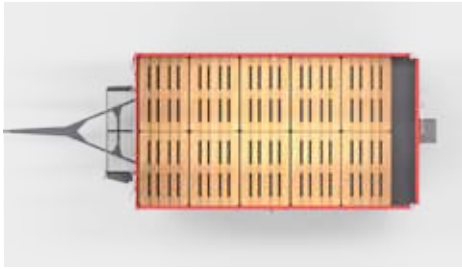
Hydraulically closed rear wall




A floor made from two pieces of material allows for greater machine rigidity.



Trailers are equipped with special seals that ensure proper sealing. Alternative translation: Trailers have special gaskets that provide adequate sealing.



The length of the cargo space is 4520mm. The pallet width is 2420mm. It can accommodate 10 Euro pallets.



Binding chain - stiffens the cargo space walls



Chute - allows for precise adjustment of material flow, enabling easy and efficient unloading of crops.



Media - hydraulics and electrical connections for the second trailer.



LED lighting - it provides low energy consumption, which translates into a longer battery life and higher energy efficiency.



MF-branded hinges - allow for easy opening and closing of the side walls, facilitating the loading and unloading of materials

## TECHNICAL DATA

### T730/3

### T730/3

Type of homologation	PL	EU	
Homologated speed [km/h]	40	40	
dmc [kg]	16 780	15 600	
Load capacity [kg]	<b>12 000</b>	<b>12 000</b>	
Homologation load capacity [kg]	12 000 - 13820	11 500 - 12 200	
Tyres	385/65 R22.5 retreaded	385/65 R22.5	
Weight [kg]	2950-4780	3400-4100	
Total length/total width/total height [mm]	6405-6955/ 2550/ 1150-4000	6405-6955/ 2550/ 1150-4000	
Load space length/width/height [mm]	4520/ 2420/ 600	4520/ 2420/ 600	
Tipping/Tipping angle (reverse/side)	three-sided 40/40°	three-sided 40/40°	
Load space height above ground [mm]	1150	1150	
Volume [m3]	6.5	6.5	
Price [€]	600mm side wall	<b>22 785</b>	<b>25 390</b>
	600mm side wall and a 800mm full extension	<b>25 415</b>	<b>28 020</b>

⚠ NOTE! The technical data of the selected product (including weight/load capacity) may vary depending on the chosen equipment.

## TANDEM AGRICULTURAL TRAILERS

### STANDARD EQUIPMENT

- ✓ Divided side walls with a height of 600mm
- ✓ Central system for walls bolting
- ✓ Wall bolting chain
- ✓ Chute
- ✓ Ladder
- ✓ Parking jack hydrauliczna
- ✓ Draft pole with hitch adapter + drawbar eye  $\Phi$ 40mm
- ✓ Hydraulic & electric installation for second trailer
- ✓ Hand parking brake,
- ✓ Tyres 385/65 R22,5 retreaded
- ✓ Wheel chocks 2 pcs.
- ✓ LED Lights
- ✓ Plastic fenders 4 pcs.,



# T755A

LOAD CAPACITY [KG] 14 000

OPTIONAL  
APPROVAL

EU

### OPTIONAL EQUIPMENT

• Bottom side 800 mm - extra charge	3 080 €	• Spare wheel 550/45-22,5 (loose)	4 110 €
• Spring set for front wall bolting	770 €	• Spare wheel 445/45 R19,5 (new) (loose) (without PL homologation) - extra charge	3 420 €
• Extension (full) with gasket 800 mm	9 600 €	• Water tank with soap container	Standard €
• Tarpaulin with foalading frame	4 000 €	• Plastic tool box	390 €
• Working platform with balustrade - extra charge	1 320 €	• EU approval - extra charge (*)	500 €
• Drawbar eye $\Phi$ 50mm - extra charge	660 €	• Color other than standard - extra charge	1 600 €
• Ball drawbar eye - extra charge	1 270 €		
• Automatic rear hitch - extra charge	2 900 €		
• Automatic brake force regulator - ALB valve - extra charge - (*)	1 540 €		
• Hydraulic brakes - extra charge*	3 580 €		
• Membrane-spring parking brake - extra charge	Ask €		
• Wheels 385/65 R22,5 (new) - extra charge (*)	4 870 €		
• Wheels 445/45 r19,5 (new) - extra charge	7 320 €		
• Wheel 550/45-22,5 - extra charge	10 270 €		
• Spare wheel 385/65 R22,5 new (loose)	2 830 €		

### SUGGESTED CONFIGURATIONS

**MF-PACK (\*)**:

- + Bottom side 800 mm
- + Working platform
- + Tarpaulin with frame
- + Automatic rear hitch

**32 960 €**

### HOMOLOGATION PACKAGE

**EU (\*)**

- + Automatic brake force regulator - ALB valve
- + Wheels (385/65 R22,5) nowe
- +Extra charge for EU approval

**2 605 €**






Spring set for front wall bolting



A floor made from two pieces of material allows for greater machine rigidity.



Trailers are equipped with special seals that ensure proper sealing. Alternative translation: Trailers have special gaskets that provide adequate sealing.



The length of the cargo space is 5385mm. The pallet width is 2410mm. It can accommodate 12 Euro pallets.



Binding chain - stiffens the cargo space walls



Chute - allows for precise adjustment of material flow, enabling easy and efficient unloading of crops.



Media - hydraulics and electrical connections for the second trailer.



LED lighting - it provides low energy consumption, which translates into a longer battery life and higher energy efficiency.



MF-branded hinges - allow for easy opening and closing of the side walls, facilitating the loading and unloading of materials

**TECHNICAL DATA**

**T755A**

**T755A**

Type of homologation	PL	EU	
Homologated speed [km/h]	40	40	
dmc [kg]	19 800	19 800	
Load capacity [kg] ⚠	<b>14 000</b>	<b>14 000</b>	
Homologation load capacity [kg]	14 000-15900	14 000-15 900	
Tyres	385/65 R22.5 retreaded	385/65 R22.5	
Weight [kg]	3900-5800	3900-5800	
Total length/total width/total height [mm]	7065/ 2550/ 1230-4000	7065/ 2550/ 1230-4000	
Load space length/width/height [mm]	5385/ 2410/600	5385/ 2410/600	
Tipping/Tipping angle (reverse/side)	three-sided 40/40°	three-sided 40/40°	
Load space height above ground [mm]	1230	1230	
Volume [m3]	7.8	7.8	
Price [€]	600mm side wall	<b>27 755</b>	<b>30 360</b>
	600mm side wall and a 800mm full extension	<b>30 560</b>	<b>33 165</b>

⚠ NOTE! The technical data of the selected product (including weight/load capacity) may vary depending on the chosen equipment.

## TANDEM AGRICULTURAL TRAILERS

### STANDARD EQUIPMENT

- ✓ Reinforced side wall with a profile - without a central post.
- ✓ Side wall height 600 mm
- ✓ Central system for walls bolting
- ✓ Wall bolting chain
- ✓ Chute
- ✓ Ladder
- ✓ Parking jack hydrauliczna
- ✓ Draft pole with hitch adapter + drawbar eye  $\Phi$ 40mm
- ✓ Hydraulic & electric installation for second trailer
- ✓ Hand parking brake,
- ✓ Tyres 385/65 R22,5
- ✓ Wheel chocks 2 pcs.
- ✓ LED Lights
- ✓ Plastic fenders 4 pcs.,



# T755AL

LOAD CAPACITY [KG] 14 000

OPTIONAL  
APPROVAL

EU

### OPTIONAL EQUIPMENT

• Bottom side 800 mmm - extra charge	900	€	• Spare wheel 550/45-22,5 (loose)	1 200	€
• Spring set for front wall bolting	225	€	• Spare wheel 445/45 R19,5 (new) (loose) (without PL homologation) - extra charge	1 000	€
• Extension (full) with gasket 800 mm	2 805	€	• Water tank with soap container	115	€
• Tarpaulin with foalading frame	1 170	€	• Plastic tool box	145	€
• Working platform with balustrade - extra charge	385	€	• EU approval - extra charge (*)	730	€
• Drawbar eye $\Phi$ 50mm - extra charge	195	€	• Color other than standard - extra charge	645	€
• Ball drawbar eye - extra charge	370	€			
• Automatic rear hitch - extra charge	845	€			
• Automatic brake force regulator - ALB valve - extra charge - (*)	450	€			
• Hydraulic brakes - extra charge*	1 045	€			
• Membrane-spring parking brake - extra charge	Ask	€			
• Wheels 385/65 R22,5 (new) - extra charge (*)	1 425	€			
• Wheels 445/45 r19,5 (new) - extra charge	2 140	€			
• Wheel 550/45-22,5 - extra charge	3 000	€			
• Spare wheel 385/65 R22,5 new (loose)	825	€			

### SUGGESTED CONFIGURATIONS

#### MF-PACK (\*):

- + Bottom side 800 mm
- + Working platform
- + Tarpaulin with frame
- + Automatic rear hitch

**32 960 €**

### HOMOLOGATION PACKAGE

#### EU (\*)

- + Automatic brake force regulator - ALB valve
- + Wheels (385/65 R22,5) nowe
- +Extra charge for EU approval

**2 605 €**




Reinforced side wall with a profile - without a central post.




A floor made from two pieces of material allows for greater machine rigidity.



Trailers are equipped with special seals that ensure proper sealing. Alternative translation: Trailers have special gaskets that provide adequate sealing.



The length of the cargo space is 5385mm. The pallet width is 2410mm. It can accommodate 12 Euro pallets.



Binding chain - stiffens the cargo space walls



Chute - allows for precise adjustment of material flow, enabling easy and efficient unloading of crops.



Media - hydraulics and electrical connections for the second trailer.



LED lighting - it provides low energy consumption, which translates into a longer battery life and higher energy efficiency.



MF-branded hinges - allow for easy opening and closing of the side walls, facilitating the loading and unloading of materials

## TECHNICAL DATA

	T755AL	T755AL	
Type of homologation	PL	EU	
Homologated speed [km/h]	40	40	
dmc [kg]	19800	18000	
Load capacity [kg]	<b>14 000</b>	<b>14 000</b>	
Homologation load capacity [kg]	14000-15900	12350-14100	
Tyres	385/65 R22.5 retreaded	385/65 R22.5	
Weight [kg]	3900-5800	3900-5650	
Total length/total width/total height [mm]	7065/ 2550/ 1230-4000	7065/ 2550/ 1230-4000	
Load space length/width/height [mm]	5385/ 2410/600	5385/ 2410/600	
Tipping/Tipping angle (reverse/side)	three-sided 40/40°	three-sided 40/40°	
Load space height above ground [mm]	1230	1230	
Volume [m3]	7.8	7.8	
Price [€]	600mm side wall	<b>27 755</b>	<b>30 360</b>
	600mm side wall and a 800mm full extension	<b>32 960</b>	<b>35 565</b>

⚠ NOTE! The technical data of the selected product (including weight/load capacity) may vary depending on the chosen equipment.

## AGRICULTURAL DUMP TRAILERS

### STANDARD EQUIPMENT

- ✓ side wall 1500mm
- ✓ chute
- ✓ ladder with height adjustment on front wall
- ✓ hydraulically lifted tailgate
- ✓ automatic bolts of rear flap
- ✓ flat fender
- ✓ window on front wall
- ✓ parabolic suspension
- ✓ 130x130 passive steering axle
- ✓ hydraulic axle stabilization
- ✓ drawbar eye  $\Phi$ 40mm
- ✓ wheels 560/60 R22,5
- ✓ front hitch amortized with a longitudinal spring
- ✓ 2-line pneumatic brakes with ALB valve
- ✓ pneumatic parking brake
- ✓ scissor-hydraulic parking jack
- ✓ quarter fenders 4 pcs
- ✓ water tank with soap container
- ✓ tool box
- ✓ protection against other vehicles
- ✓ connections to second trailer (pneumatics, hydraulics and electrics)
- ✓ wheels chocks 2 pcs
- ✓ metal covers of rear lamps
- ✓ folded rear bumper
- ✓ LED Lights



# T935/2

LOAD CAPACITY [KG] 16 000

TYPE OF  
HOMOLOGATION **EU**

### OPTIONAL EQUIPMENT

• Steel extension 300mm	1 445	€	• Drawbar eye $\Phi$ 50mm - (without PL homologation) - alternatively	0	€
• Steel extension 500mm	2 505	€	• Ball drawbar eye K80 - extra charge*	210	€
• Aluminium extension 600mm	6 105	€	• Front drawbar hydraulic amortization - extra charge*	805	€
• Rolled tarpaulin	1 605	€	• Own hydraulic with PTO pump and container	5 955	€
• Platform with side entrance	645	€	• Wrapping with an eco-solvent printing on a polymer film (2-year warranty on UV radiation).	1 445	€
• Internal tarpaulin for root crops	Ask	€	• Color other than standard - extra charge*	1 170	€
• Forced steering axle 130x130 - extra charge*	2 090	€			
• Steering axle 150x150 with Boogie suspension - extra charge*	4 820	€			
• Hydraulic-pneumatic brakes with ALB (without PL homologation) - extra charge*	965	€			
• Wheels 650/55 R26,5 - extra charge	3 855	€			
• Wheels 710/50 R26,5: - extra charge*	5 785	€			
• Manual rear hitch (without PL homologation)	280	€			
• Automatic rear hitch (without PL homologation)	580	€			

### SUGGESTED CONFIGURATIONS

**MF-PACK (\*)**:

- + Steel extension 500mm
- + Rolled tarpaulin
- + Platform with side entrance

**57 630**





The frame structure is made of thick-walled rectangular tubing



Cross braces in the rear part of the frame - reinforcement for the tipping axis.



Passive steering axle with a 130mm beam.



Tandem suspension with a 4-leaf spring.



Hydraulic axle stabilization.




Rear tailgate hydraulically operated - hydraulic locks for the rear gate are standard.



As standard, 560/60-R22.5 tires (RADIAL tires - reinforced tire construction).



The rear tailgate has a seal, ensuring the trailer's tightness.



Trailer box - the floor is made of 5mm thick sheet metal, and the side walls are made of 4mm thick sheet metal.

## TECHNICAL DATA

### T935/2

### T935/2

	PL	EU
Type of homologation	PL	EU
Homologated speed [km/h]	40	40
dmc [kg]	21000-23000	18000
Load capacity [kg] ⓘ	<b>16 000</b>	<b>16 000</b>
Homologation load capacity [kg]	14500-16000	14500-16000
Weight [kg]	6500	6500
Total length/total width/total height [mm]	8260 / 2550 / 2880	8260 / 2550 / 2880
Load space length/width/height [mm]	6700 / 2300 / 1500	6700 / 2300 / 1500
Load space height above ground [mm]	xx	xx
Volume [m <sup>3</sup> ]	23	23
Suspension	Parabolic tandem with a 4-leaf 75mm spring.	Parabolic tandem with a 4-leaf 75mm spring.
Price [€]	<b>52 875</b>	<b>52 875</b>

ⓘ NOTE! The technical data of the selected product (including weight/load capacity) may vary depending on the chosen equipment.

## AGRICULTURAL DUMP TRAILERS



# T935/1

LOAD CAPACITY [KG] 18 000

TYPE OF HOMOLOGATION **EU**

### STANDARD EQUIPMENT

- ✓ side wall 1500mm
- ✓ Two hatches with discharge chutes.
- ✓ Ladder on the front wall
- ✓ Rear tailgate raised hydraulically
- ✓ Automatic locks for the rear gate
- ✓ Chassis with a suspension featuring a 4-leaf parabolic spring
- ✓ Inspection window on the front wall
- ✓ Parabolic suspension
- ✓ 130x130mm swivel passive axle
- ✓ Hydraulic axle stabilization
- ✓ Fixed drawbar eye with a diameter of  $\Phi 40$ mm
- ✓ Wheels 560/60 R22.5
- ✓ Front hitch with longitudinal spring suspension
- ✓ Dual-circuit pneumatic brakes with ALB (Anti-Lock Braking System)
- ✓ Pneumatic parking brake
- ✓ Hydraulic scissor jack
- ✓ Four quarter fenders
- ✓ Water tank with soap dispenser
- ✓ Toolbox
- ✓ Protection against collisions with other vehicles
- ✓ Connections for the second trailer (pneumatics, hydraulics, and electrical)
- ✓ Two wheel chocks
- ✓ Metal covers for the rear lights
- ✓ Foldable rear bumper
- ✓ LED lights

### OPTIONAL EQUIPMENT

• Steel extension 300mm	1 445 €	• Automatic rear hitch (without PL homologation)	580 €
• Steel extension 500mm	2 505 €	• Drawbar eye $\Phi 50$ mm - (without PL homologation) - alternatively	0 €
• Aluminium extension 600mm	6 105 €	• Ball drawbar eye K80 - extra charge*	210 €
• Rolled tarpaulin	1 605 €	• Front drawbar hydraulic amortization - extra charge*	805 €
• Platform with side entrance	645 €	• Own hydraulic with PTO pump and container	5 955 €
• Internal tarpaulin for root crops	Ask €	• Wrapping with an eco-solvent printing on a polymer film (2-year warranty on UV radiation).	1 445 €
• Forced steering axle 130x130 - extra charge*	2 090 €	• Color other than standard - extra charge*	1 170 €
• Steering axle 150x150 with Boogie suspension - extra charge*	4 820 €		
• Hydraulic-pneumatic brakes with ALB (without PL homologation) - extra charge*	965 €		
• Wheels 650/55 R26,5 - extra charge	3 855 €		
• Wheels 710/50 R26,5: - extra charge*	5 785 €		
• Manual rear hitch (without PL homologation)	280 €		

### SUGGESTED CONFIGURATIONS

**MF-PACK (\*)**:

- + Steel extension 500mm
- + Rolled tarpaulin
- + Platform with side entrance
- + Wheels 650/55 R26,5

**62 365**



The frame structure is made of thick-walled rectangular tubing



Cross braces in the rear part of the frame - reinforcement for the tipping axis.



Passive steering axle with a 130mm beam.



Tandem suspension with a 4-leaf spring.



Hydraulic axle stabilization.




Rear tailgate hydraulically operated - hydraulic locks for the rear gate are standard.



As standard, 560/60-R22.5 tires (RADIAL tires - reinforced tire construction).



The rear tailgate has a seal, ensuring the trailer's tightness.



Trailer box - the floor is made of 5mm thick sheet metal, and the side walls are made of 4mm thick sheet metal.

## TECHNICAL DATA

### T935/1

### T935/1

Type of homologation	PL	EU
Homologated speed [km/h]	40	40
dmc [kg]	24000	18000-20000
Load capacity [kg]	<b>18000</b>	<b>18000</b>
Homologation load capacity [kg]	18000	15000-17000
Weight [kg]	6000-8500	6000-8500
Total length/total width/total height [mm]	8260 / 2550 / 2880	8260 / 2550 / 2880
Load space length/width/height [mm]	6700 / 2300 / 1500	6700 / 2300 / 1500
Load space height above ground [mm]	1500	1500
Volume [m <sup>3</sup> ]	23	23
Volume capacity z nadstawką [m <sup>3</sup> ]	31	31
Suspension	Parabolic with a 4-leaf spring	Parabolic with a 4-leaf spring
Price [€]	<b>53 755</b>	<b>53 755</b>

⚠ NOTE! The technical data of the selected product (including weight/load capacity) may vary depending on the chosen equipment.

# AGRICULTURAL DUMP TRAILERS



**T951/2**

TYPE OF HOMOLOGATION **EU**

## STANDARD EQUIPMENT

- ✓ Folding ladder
- ✓ Discharge chute
- ✓ Rear tailgate raised hydraulically
- ✓ Automatic locks for the rear gate
- ✓ Flat fender above the wheels
- ✓ Inspection window on the front wall
- ✓ Parabolic suspension
- ✓ Axle 130x130 - first and third axles are passive and swivel
- ✓ Axle stabilization (rear, 1st axle)
- ✓ Fixed drawbar eye with a diameter of  $\Phi 40$ mm
- ✓ 6 wheels 560/60 R22.5
- ✓ Longitudinally sprung front hitch
- ✓ Dual-circuit pneumatic brakes with ALB (Anti-Lock Braking System)
- ✓ Pneumatic parking brake
- ✓ Hydraulic scissor jack
- ✓ Four quarter fenders
- ✓ Water tank with soap dispenser
- ✓ Toolbox
- ✓ Protection against collisions with other vehicles
- ✓ Connections for the second trailer (pneumatics, hydraulics, and electrical)
- ✓ Two wheel chocks
- ✓ Metal covers for the rear lights
- ✓ Foldable rear bumper
- ✓ Hydraulic tipping system
- ✓ LED lighting

## OPTIONAL EQUIPMENT

• Steel extension 300mm	1 800 €	• Drawbar eye $\Phi 50$ mm - (without PL homologation) - alternatively	0 €
• Steel extension 500mm	2 890 €	• Ball drawbar eye K80 - extra charge	210 €
• Aluminium extension 600mm	6 750 €	• Front drawbar with eye $\Phi 50$ mm, rotary	0 €
• Rolled tarpaulin	2 090 €	• Front drawbar hydraulic amortization - extra charge*	805 €
• Platform with side entrance	645 €	• Own hydraulic with PTO pump and container	5 955 €
• Internal tarpaulin for root crops	Ask €	• Wrapping with an eco-solvent printing on a polymer film (2-year warranty on UV radiation).	1 315 €
• 150x150 axle, hydraulic suspension - extra charge*	20 450 €	• Color other than standard - extra charge*	1 170 €
• Hydraulic-pneumatic brakes with ALB (without PL homologation) - extra charge*	1 605 €		
• Wheels 650/55 R26,5 - extra charge*	5 785 €		
• Wheels 710/50 R26,5 - extra charge*	8 675 €		

## SUGGESTED CONFIGURATIONS

**MF-PACK (\*)**:

- + Steel extension 500mm
- + Rolled tarpaulin
- + Platform with side entrance
- + Wheels 650/55 R26,5

**82 105 €**





The frame structure is made of thick-walled rectangular tubing



Two passive swivel axles (1 and 3) with a 120mm beam.



Three-axle suspension - TRIDEM with a 4-leaf spring.




Hydraulic stabilization on the third axle.



As standard, 560/60-R22.5 tires (RADIAL tires - reinforced tire construction).



The rear tailgate has a seal, ensuring the trailer's tightness.



Trailer box - the floor is made of 5mm thick sheet metal, and the side walls are made of 4mm thick sheet metal.



Rear tailgate hydraulically operated - hydraulic locks for the rear gate are standard.



2 discharge hatches.

## TECHNICAL DATA

### T951/2

### T951/2

	T951/2	T951/2
Type of homologation	PL	EU
Homologated speed [km/h]	40	40
DMC [kg]	30000	24000
Load capacity [kg]	<b>27500</b>	<b>27000</b>
Homologation load capacity [kg]	21500	18500
Weight [kg]	8500	8500
Total length/total width/total height [mm]	9700 / 2550 / 3620	9700 / 2550 / 3620
Load space length/width/height [mm]	8000 / 2300 / 1500	8000 / 2300 / 1500
Volume [m3]	25	25
Suspension	Parabolic tridem suspension with a 4-leaf 75mm spring.	Parabolic tridem suspension with a 4-leaf 75mm spring.
Price [€]	<b>70 695</b>	<b>70 695</b>

## TRAILER WITH A SLIDING SYSTEM



### STANDARD EQUIPMENT

- ✓ side wall 2000mm
- ✓ hydraulically lifted tailgate
- ✓ automatic bolts of rear flap
- ✓ window on front wall
- ✓ parabolic suspension
- ✓ 130x130 steering axle
- ✓ drawbar eye  $\Phi$ 40mm
- ✓ wheels 560/60 r22,5
- ✓ front hitch amortized with a longitudinal spring
- ✓ 2-line pneumatic brakes with ALB valve
- ✓ pneumatic parking brake
- ✓ scissor-hydraulic parking jack
- ✓ wheel chocks 2 pcs
- ✓ water tank with soap container
- ✓ folded rear bumper
- ✓ wall sliding hydraulics
- ✓ tool box
- ✓ rear discharge cover
- ✓ protection against other vehicles

## T935/6

LIONPOWER

TYPE OF HOMOLOGATION **EU**

### OPTIONAL EQUIPMENT

• Steel extensions 300mm	1 450 €	• Wheels 650/55 R26.5 - extra charge*	3 860 €
• Steel extensions 500mm	2 570 €	• Wheels 710/50 R26.5 - extra charge*	5 780 €
• Aluminum extensions 600mm	6 110 €	• Rear manual hitch (not approved in PL)	280 €
• Roll-up tarpaulin	5 500 €	• Rear automatic hitch (not approved in PL)	580 €
• Platform with side entrance	645 €	• Drawbar eye $\Phi$ 50mm - (not approved in PL) - alternatively	0 €
• Internal tarpaulin for root crops	ask €	• K80 ball hitch - extra charge*	210 €
• Axle 130x130 forced swivel - extra charge*	2 090 €	• Hydraulic damping of the front drawbar - extra charge*	805 €
• Axle 150x150, trailing, with Boogie suspension - extra charge*	4 820 €	• Own hydraulic system with PTO pump and tank	5 955 €
• Hydraulic-pneumatic brakes with ALB (not approved in PL) - extra charge*	965 €	• Eco-solvent print on polymer film (2 years UV radiation warranty)	1 450 €
		• Color other than standard - extra charge*	1 170 €

### SUGGESTED CONFIGURATIONS

**MF-PACK (\*)**:

- + Steering axle 150x150 with Boogie suspension - extra charge
- + Wheels 710/50 R26,5 - extra charge
- + Front drawbar hydraulic amortization - extra charge\*

**80 655 €**




60% more load capacity thanks to material compression



The possibility to convert the trailer into a spreader after installing a horizontal adapter



The ability to convert the trailer into a spreader after installing a vertical adapter



Rear tailgate raised hydraulically



A sliding system suitable for heavy loads



Weighting system, ISOBUS-compatible



Media - hydraulics and electrical connections for the second trailer.



LED lighting - it provides low energy consumption, which translates into a longer battery life and higher energy efficiency.



Tandem axle 150x150mm swivel, trailing.

## TECHNICAL DATA

	T935/6	T935/6
Type of homologation	PL	EU
Homologated speed [km/h]	40	40
DMC [kg]	21000-23000	18000-20000
Load capacity [kg]	<b>18000</b>	<b>18000</b>
Homologation load capacity [kg]	12500-16000	12500-16000
Weight [kg]	7000-8500	7000-8500
Total length/total width/total height [mm]	8260 / 2550 / 2880	8260 / 2550 / 2880
Load space length/width/height [mm]	6700 / 2300 / 2000	6700 / 2300 / 2000
Volume [m3]	28	28
Power demand [HP]	150	150
Price [€]	<b>70 055</b>	<b>70 055</b>

⚠ NOTE! The technical data of the selected product (including weight/load capacity) may vary depending on the chosen equipment.

## TRAILER WITH A SLIDING SYSTEM

### STANDARD EQUIPMENT

- ✓ Side height: 2000mm
- ✓ Rear tailgate raised hydraulically
- ✓ Automatic locks for the rear gate
- ✓ Inspection window on the front wall
- ✓ Parabolic suspension
- ✓ Swivel axle with dimensions 130x130mm
- ✓ Fixed drawbar eye with a diameter of  $\Phi 40$ mm
- ✓ Wheels: 560/60 R22.5
- ✓ Front hitch with longitudinal spring suspension
- ✓ Dual-circuit pneumatic brakes with ALB (Anti-Lock Braking System)
- ✓ Pneumatic parking brake
- ✓ Hydraulic scissor jack
- ✓ Two wheel chocks
- ✓ Water tank with soap dispenser
- ✓ Foldable rear bumper
- ✓ Hydraulic wall extension system
- ✓ Toolbox
- ✓ Rear discharge cover
- ✓ Protection against collisions with other vehicles
- ✓ LED lights



**T951/6**  
LIONPOWER

TYPE OF  
HOMOLOGATION **EU**

### OPTIONAL EQUIPMENT

• Vertical 2-augers adapter VERTI with wide-angle PTO shaft by Bondioli & Pavesi	25 710 €	• Wheels 650/55 R26,5 - extra charge*	3 855 €
• Horizontal 2-augers adapter ZENI with wide-angle PTO shaft by Bondioli & Pavesi	0	• Wheels 710/50 R26,5 - extra charge	5 785 €
• Grain adapter (screw conveyor)	Ask	• Front drawbar hydraulic amortization - extra charge*	805 €
• CARGO volume attachment	Ask	• Drawbar eye $\Phi 50$ mm - alternatively	0 €
• Weight system - DigjDevice	3 360 €	• Ball drawbar eye K80 - extra charge	210 €
• Forced steering axle 130x130 - extra charge*	2 090 €	• Wrapping with an eco-solvent printing on a polymer film (2-year warranty on UV radiation).	1 315 €
• Steering axle 150x150 with Boogie suspension - extra charge	4 820 €		
• Hydraulic-pneumatic brakes with ALB (without PL homologation) - extra charge*	965 €		

### SUGGESTED CONFIGURATIONS

**MF-PACK (\*)**:

- + Oś 150x150, Suspension hydrauliczne
- + Wheels 710/50 R26,5
- + Hydraulic damping of the front hitch

**29 935 €**






60% more load capacity thanks to material compression



The possibility to convert the trailer into a spreader after installing a horizontal adapter



The ability to convert the trailer into a spreader after installing a vertical adapter



Rear tailgate raised hydraulically



A sliding system suitable for heavy loads



Weighting system, ISOBUS-compatible



Media - hydraulics and electrical connections for the second trailer.



LED lighting - it provides low energy consumption, which translates into a longer battery life and higher energy efficiency.



OŚ 150x150, Suspension hydrauliczne - extra charge

## TECHNICAL DATA

### T951/6

Type of homologation	EU
Homologated speed [km/h]	40
dmc [kg]	24000
Load capacity [kg]	27000
Homologation load capacity [kg]	17000
Weight [kg]	10000
Total length/total width/total height [mm]	11260 / 2550 / 2880
Load space length/width/height [mm]	9600 / 2300 / 2000
Volume [m3]	39
Power demand [HP]	min. 190
Suspension	Parabolic tridem suspension with a 4-leaf 75mm spring.
Price [€]	<b>70 055</b>

**!** NOTE! The technical data of the selected product (including weight/load capacity) may vary depending on the chosen equipment.

# AGRICULTURAL DUMP TRAILERS

## STANDARD EQUIPMENT

- ✓ two hydraulic cylinders
- ✓ parking handbrake with crank
- ✓ pneumatic brake
- ✓ drawbar eye  $\Phi 40\text{mm}$
- ✓ wheels 385/65 R22,5
- ✓ two wheel chocks in galvanized pockets



**T930**  
HERMETIC SYSTEM

## OPTIONAL EQUIPMENT

- Hydraulic brake 480 €



Two hydraulic cylinders



Parking handbrake with crank



Pneumatic brake



Tyres  
10,0/75-15,3 18PR

## TECHNICAL DATA

### T930

Type of homologation	PL
Homologated speed [km/h]	40
dmc [kg]	7900
Load capacity [kg]	6000
Homologation load capacity [kg]	6000
Kerb weight [kg]	19000
Length [mm]	5146 / 2480 / 2024
Volume capacity ładunkowa [m <sup>3</sup> ]	7,5
Price [€]	<b>14 315</b>

# ATTENTION

The T935/6 trailer is designed for year-round farm work, mainly due to its versatility and functionality. It can transport various materials such as silage, corn, grains, potatoes, beets, compost, bales, gravel, snow, and even manure, which can be transported and spread throughout the year after installing the appropriate adapter.



Product Manager - Tipping Trailers  
Bogdan Parchanowicz  
Phone: +48 695 700 768  
Email: [b.parchanowicz@metalfach.com.pl](mailto:b.parchanowicz@metalfach.com.pl)



# PLATFORM TRAILERS FOR BALES

**Solid and versatile,** these trailers meet the highest standards of quality, safety, flexibility, and durability. They come with rich standard and optional equipment and are available in various payload versions





## PLATFORM TRAILERS FOR BALES

### STANDARD EQUIPMENT

- ✓ 2 rounded side walls
- ✓ 2-line pneumatic brake
- ✓ manual parking brake
- ✓ drawbar eye  $\Phi$ 40mm
- ✓ tyres 400/60-15.5
- ✓ scissor-hydraulic parking jack
- ✓ wheel chocks 2 pcs.



# T954

TRANSPORTER MINI  
LOAD CAPACITY [KG] 6 000



Scissor-hydraulic parking jack



A single-axle chassis has been used, making it easy to maneuver the machine.



Ø40mm drawbar eye with adjustable position.



Tyres  
400/40-15.5

### TECHNICAL DATA

### T954

Type of homologation	PL
Homologated speed [km/h]	40
dmc [kg]	7800
Load capacity [kg]	6000
Homologation load capacity [kg]	6000-6300
Brake type	2-line pneumatic brake
Weight [kg]	1500-1800
Total length/total width/total height [mm]	8137/2440/1636
Load space length/width/height [mm]	5962/2280/583
Load space height above ground [mm]	1052
Volume capacity [liczba bel]	22
Price [€]	10 515

# PLATFORM TRAILERS FOR BALES

## STANDARD EQUIPMENT

- ✓ two movable retaining side walls
- ✓ chains supporting side walls
- ✓ draft pole type Y L-2100
- ✓ drawbar eye Ø40mm
- ✓ hand parking brake with crank
- ✓ 2-line pneumatic brake
- ✓ tyres 400/60-15,5
- ✓ rear underrun protection
- ✓ two wheel chocks in galvanized pockets
- ✓ frame extending the cargo space
- ✓ 12V lightning system with the possibility of connecting a second trailer
- ✓ spiral connection cable



## T014

**TRANSPORTER COMPACT**  
**LOAD CAPACITY [KG]**  
**7 400 / 8 000 / 9 000**

OPTIONAL APPROVAL

EU

## OPTIONAL EQUIPMENT

- 1-line pneumatic brake (without PL homologation) - alternatively \* 0 €
- Hydraulic brake (without PL homologation) - extra charge\* 80 €
- Hydraulic & pneumatic brake (without PL homologation) - extra charge\* 1 125 €
- Automatic brake force regulator - ALB valve - extra charge\* - required for EU approval 450 €
- Tyres 500/50 17 - extra charge\* 935 €

- Tyres 500/50 R17 4 pcs. - extra charge\* 1 635 €
- Marker lights 180 €
- Protection against other vehicles 740 €
- Plastic tool box with dimensions: 685x500mm 145 €
- Water tank with soap container 115 €
- Plastic fenders (4pcs.) 240 €
- Mud flap elements (4pcs.) 65 €
- Hydraulic frame extension Ask €
- EU approval - extra charge 1 020 €
- Color other than standard - extra charge\*\*\* 585 €



Tyres 400/60-15,5



The altered shape of the wall allows for an increased number of loaded bales



draft pole type Y L-2100



In the new bale platform, the extension was increased from 800 mm to 1000 mm.

## TECHNICAL DATA

	T014/1	T014/2	T014/2
Type of homologation	PL		EU
Homologated speed [km/h]	40	40	40
dmc [kg]	10 000	11 600	10 600
Load capacity [kg]	7 400	9 000	8 000
Homologation load capacity [kg]	7200-7500	8800-9100	7800-8100
Brake type	2-line pneumatic brake		2-line pneumatic brake z ALB
Weight [kg]	2500-2800		
Total length/total width/total height [mm]	8630 (rear frame retracted, rear wall vertical) 10170 (rear frame extended, rear wall inclined at 17°) / 2510 / 2845		
Load space length/width/height [mm]	6500-7500 / 2280 / 1830		
Load space height above ground [mm]	1165		
Volume capacity [liczba bel]	26		
Price [€]	15 485	16 065	17 535

# PLATFORM TRAILERS FOR BALES



## T009

TRANSPORTER LONG  
LOAD CAPACITY [KG] 11 400

OPTIONAL  
APPROVAL

EU

### OPTIONAL EQUIPMENT

• 1-line pneumatic brake - extra charge*	0	€
• Hydraulic brake (without PL homologation)	80	€
• Hydraulic & pneumatic brake (without PL homologation) - extra charge*	1 125	€
• Automatic brake force regulator - ALB valve - extra charge* - required for EU approval	450	€
• Tyres 500/50 17 6 pcs. - extra charge*	1 400	€

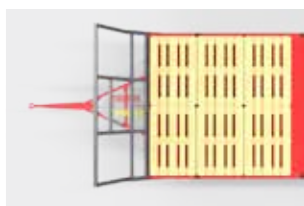
### STANDARD EQUIPMENT

- ✓ KP version - equipped with sockets for mounting stanchions
- ✓ chains supporting side walls
- ✓ draft pole type Y L-2100 Ø40
- ✓ hand parking brake with crank
- ✓ 2-line pneumatic brake
- ✓ tyres 400/60-15,5
- ✓ two wheel chocks in galvanized pockets
- ✓ rear underrun protection
- ✓ two wheel chocks in galvanized pockets
- ✓ frame extending the cargo space
- ✓ frame extending the cargo space
- ✓ 12V lightning system with the possibility of connecting a second trailer
- ✓ Przyłączeniowy przewód spiralny.

• Tyres 500/50 R17 6 pcs. (without PL homologation)- extra charge*	Ask	
• Plastic fenders (4pcs.)	240	€
• Mud flap elements (4pcs.)	65	€
• Hydraulic frame extension	Ask	€
• Marker lights	SAS	€
• Protection against other vehicles	740	€
• Plastic tool box	145	€
• Water tank with soap container	95	€
• Stanchions 10 pcs. - T009/K	1 020	€
• EU approval - extra charge*	1 605	€
• Color other than standard - extra charge***	585	€



Gniazda na kłonicie 10szt - only w T009/1 KP



Szerokość paletowa pozwala na wstawienie 2 EPAL o długości 1,2m. - only model KP



The altered shape of the wall allows for an increased number of loaded bales



In the new bale platform, the extension was increased from 800 mm to 1000 mm.

### TECHNICAL DATA

	T009/1	T009/1 KP	T009/2	T009/2 KP
Type of homologation	PL		EU	
Homologated speed [km/h]	40	40	40	40
dmc [kg]	15 000		16 000	
Load capacity [kg]	11 400		12 400	
Homologation load capacity [kg]	11 000 - 11 600		12 400 - 12 600	
Brake type	2-line pneumatic brake		2-line pneumatic brake z ALB	
Weight [kg]	3 400 - 4 000		3 400 - 4 000	
Total length/total width/total height [mm]	12 000 (rear frame retracted, rear wall vertical)13 540 (rear frame extended, rear wall inclined at 17°) / 2510 / 2845	12 000 (rear frame retracted, rear wall vertical)13 540 (rear frame extended, rear wall inclined at 17°) / 2550 / 2845	12 000 (rear frame retracted, rear wall vertical)13 540 (rear frame extended, rear wall inclined at 17°) / 2510 / 2845	12 000 (rear frame retracted, rear wall vertical)13 540 (rear frame extended, rear wall inclined at 17°) / 2550 / 2845
Load space length/width/height [mm]	9870-10870/2280/1830	9870-10870/2440/1830	9870-10870/2280/1830	9870-10870/2440/1830
Load space height above ground [mm]	1 165			
Volume capacity [liczba bel]	38	38	38	38
Price [€]	20 305	20 890	22 360	22 945

# PLATFORM TRAILERS FOR BALES

## STANDARD EQUIPMENT

- ✓ two movable retaining side walls
- ✓ chains supporting side walls
- ✓ draft pole type Y L-2100 Ø40
- ✓ hand parking brake with crank
- ✓ 2-line pneumatic brake
- ✓ tyres 400/60-15,5
- ✓ rear protection against run over
- ✓ wheel chocks 2 pcs
- ✓ frame extending the cargo space
- ✓ 12V lightning system with the possibility of connecting a second trailer
- ✓ spiral connection cable
- ✓ sockets for stanchions 10 pcs
- ✓ two wheel chocks in galvanized pockets
- ✓ frame extending the cargo space
- ✓ 12V LED lightning system with side lights and with the possibility of connecting a second trailer
- ✓ rounded, raised side edge, side holes for attaching belts
- ✓ sockets for stanchions 10 pcs
- ✓ ladder



## T019/1 KP

TRANSPORTER MAX  
LOAD CAPACITY [KG] 14 000

OPTIONAL  
APPROVAL

EU

## OPTIONAL EQUIPMENT

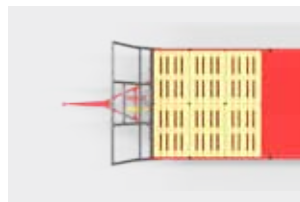
• Drawbar eye ø50	195	€		
• Tyres 445/45R19,5, 6 pcs - extra charge*	1 280	€		
• Tyres 500/50 R1 pcs - extra charge*	1 635	€		
• Stanchions	1 020	€		
• Automatic brake force regulator - ALB valve - extra charge* - required for EU approval	Standard		• Protection against other vehicles	740 €
• Plastic tool box with dimensions: 685x500mm	145	€	• Plastic fenders with mud flaps (6pcs.)	320 €
• Water tank with soap container	95	€	• Hydraulic frame extension	1 315 €
• Aggregation of the second trailer: pneumatic output + coupling:	440	€	• Hydraulic Side Walls (TRANSPORTER MAX HYDRO WALL)	9 935 €
			• Color other than standard - extra charge***	585 €



Tyres 500/50 17 - 8 hole  
- safeguards against nut  
loosening and spike damage.



Side rail - ensures safety  
during transport.



The pallet width allows for the  
placement of 2 Euro pallets  
with a length of 1.2 meters.



The chain placed in the center  
allows for optimal material  
loading.

## TECHNICAL DATA

### T019/1KP

### T019/2KP

	PL	EU
Type of homologation	PL	EU
Homologated speed [km/h]	40	40
dmc [kg]	18000	20000
Load capacity [kg]	14000	16000
Homologation load capacity [kg]	13800-14200	15800-16200
Brake type	2-line pneumatic brake with ALB	2-line pneumatic brake with ALB
Weight [kg]	3800-4200	3800-4200
Total length/total width/total height [mm]	12 000 (rear frame retracted, rear wall vertical) 13 628 (rear frame extended, rear wall inclined at 17°) / 2550 / 3257	
Load space length/width/height [mm]	9870-10870 / 2415 /2800	9870-10870 / 2415 /2800
Load space height above ground [mm]	1122	1122
Volume capacity [liczba bel]	38	38
Price [€]	<b>24 245</b>	<b>25 560</b>



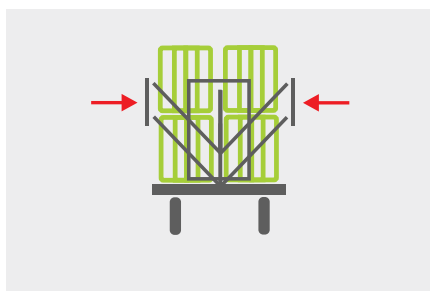


## STANDARD EQUIPMENT

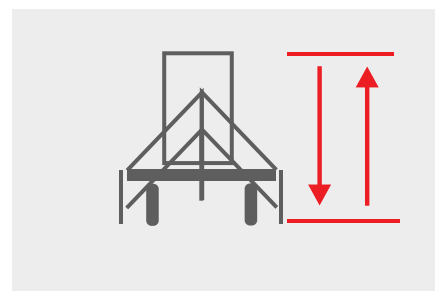
- ✓ Pallet width
- ✓ Two movable retaining walls
- ✓ Locking system for the position of retaining walls
- ✓ Chains supporting the center of the frame
- ✓ Two front strap handles



Easy loading thanks to hydraulic lowering from both sides, allowing for two-sided loading as needed



This solution significantly simplifies operational procedures, eliminating the need for securing the load with straps and their monitoring



The side wall is controlled using a hydraulic distributor on the tractor

## TECHNICAL DATA

	T019/1 TRANSPORTER MAX HYDRO WALL	T019/2 TRANSPORTER MAX HYDRO WALL
Type of homologation	PL	EU
Homologated speed [km/h]	40	40
dmc [kg]	18000	20000
Load capacity [kg]	14000	16000
Homologation load capacity [kg]	12900-13100	15800-16200
Brake type	2-line pneumatic brake	2-line pneumatic brake z ALB
Weight [kg]	4700-5100	4700-5100
Total length/total width/total height [mm]	12 000 (rear frame retracted, rear wall vertical) 13 628 (rear frame extended, rear wall inclined at 17°) / 2550 / 3257	
Load space length/width/height [mm]	9870-10870 / 2415 /2800	9870-10870 / 2415 /2800
Load space height above ground [mm]	1122	1122
Volume capacity [liczba bel]	32	32
Price [€]	<b>34 180</b>	<b>35 495</b>

# CULTIVATORS

## Robust and versatile.

The manufacturer offers machines in various configurations so that each customer can acquire a machine perfectly suited to the specific needs of their farm. The product range includes different models of implements: disc, and toothed.



Paweł Waleryś - Product Manager for Farming Machinery  
Phone: +48 695 078 440  
Email: p.walerys@metalfach.com.pl



# AGREGATY ZĘBOWE



**U484/1 HD**  
CULTIVATOR WEIGHT WITHOUT ROLLER 1900 KG (U484/0)

## STANDARD EQUIPMENT

- ✓ Double support wheels for maintaining precise working depth
- ✓ Hydraulic adjustment of roller working depth
- ✓ Mechanical adjustment of support wheels
- ✓ Automatic protection with double springs
- ✓ Reinforced frame

## OPTIONAL EQUIPMENT

- Teeth roller (diameter Ø500mm) - hydraulic adjustment with attachment to the subsoiler 4 675 €



Double support wheels for maintaining precise working depth



Automatic protection with double springs



3/4 category suspension



U484/1 HD - Reinforced frame - 20x20cm



Rotary coulters blades with the Michel system. Working depth of up to 40cm.



Dedicated rollers - double spike-toothed rollers.



Hydraulic adjustment of the roller working depth



Supporting feet as standard equipment.

## TECHNICAL DATA

Model	Working width [m]	Transport width/height/length [mm]	Working depth [mm]	Number of teeth	Spacing of teeth [mm]	Power demand [HP]	Weight with a toothed roller [kg]	Type of protection	Cultivator price + shaft [€]
<b>U484/1 RAMA HD</b>	<b>3,0</b>	3000/1440/2110	max 400	6	475	180-220	2750	Double spring protection	<b>14 870</b>





## STANDARD EQUIPMENT

- ✓ Standard equipment: hydraulic working depth adjustment
- ✓ spring protection non-stop
- ✓ lights and warning signs
- ✓ U-box roller Ø500mm
- ✓ 3 rows of plough frogs



Hydraulic depth adjustment



Screw-type protection of working elements



Spring overload protection of working elements



3 rows of plough frogs



U487 NOVALIS TRIO 420 - hydraulically folding frame



Warning signs - ensuring road safety



Horsh-type tooth with side blades - cultivation up to 15 cm



Removing the side blades allows for working at a depth of up to 30 cm

## TECHNICAL DATA

Model	Working width [m]	Transport width/height/length [mm]	Working depth [mm]	Number of tines [pcs.]	Number of discs [pcs.]	Power demand depending on the type of soil [HP].	Weight with U-box roller [kg]	Net price with bolt protection and U-box shaft	Net price with non-stop spring protection and U-box shaft.
U490/25 - 2,5m	<b>2,5</b>	2500	50-300	8	7	110-180	1950	-	<b>14 580</b>
U490 NOVALIS TRIO 300	<b>3,0</b>	3000/1500/3875	50-300	10	7	120-190	2120	<b>13 700</b>	<b>16 330</b>
U490/1 NOVALIS TRIO 350	<b>3,5</b>	3500/1500/3875	50-300	12	8	130-210	2340	<b>15 160</b>	<b>19 250</b>
U487 NOVALIS TRIO 420	<b>4,2</b>	3000/1500/4000	50-300	14	10	180-260	3400	<b>20 450</b>	<b>25 385</b>



## STANDARD EQUIPMENT

- ✓ hydraulic working depth adjustment
- ✓ bolt protection
- ✓ lights and warning signs
- ✓ 3 rows of plough frogs



Due to the type of soil being cultivated, we provide the appropriate cross-sections of the column as standard.



Pigtail protection - it secures the tooth's work both in-depth and laterally.



When using a goosefoot share, you can work with stubble cultivation down to 7cm.



Utilizing chisels allows for deep soil cultivation above 7cm



Hydraulic transport lock



Rear harrow - evenly distributes crop residues across the entire width.



3/4 beam - reversible.



OPTION: trolley for U148/60, U148/70 versions

## OPTIONAL EQUIPMENT [€]

Model	U148/30	U148/35	U148/40	U148/50	U148/60	U148/70
<b>Working width [m]</b>	<b>3,0</b>	<b>3,5</b>	<b>4,0</b>	<b>5,0</b>	<b>6,0</b>	<b>7,0</b>
Pipe roller ø600	2 015	2 175	2 690	3 620	4 030	4 355
Packer roller ø500	3 360	-	-	-	6 720	-
U-box roller ø500	2 890	3 360	-	-	5 785	6 720
Double U-box roller	4 295	5 085	-	7 945	8 590	10 165
V-ring roller	2 745	3 270	-	3 975	5 490	6 545
DD heavy roller	4 380	4 970	-	7 890	8 765	9 930
DD HD heavy roller	4 560	5 110	-	8 180	9 115	10 225
String roller	1 840	1 930	-	-	3 680	3 855
Crushing and kneading roller	2 595	2 780	-	4 775	5 190	5 550

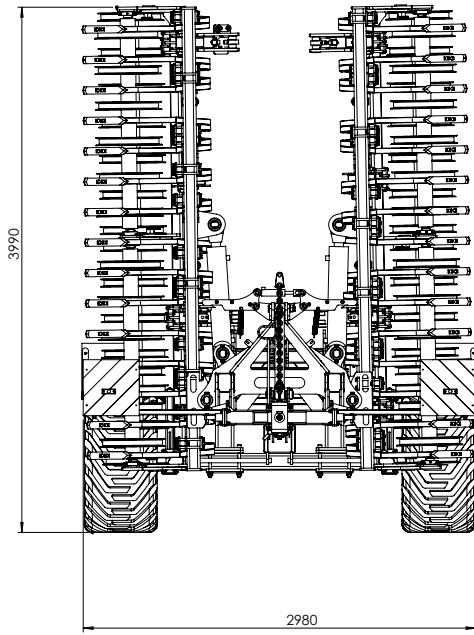
Note! Full data regarding the rollers can be found on pages 142-144.

Painting the frame in a color other than the standard - extra charge

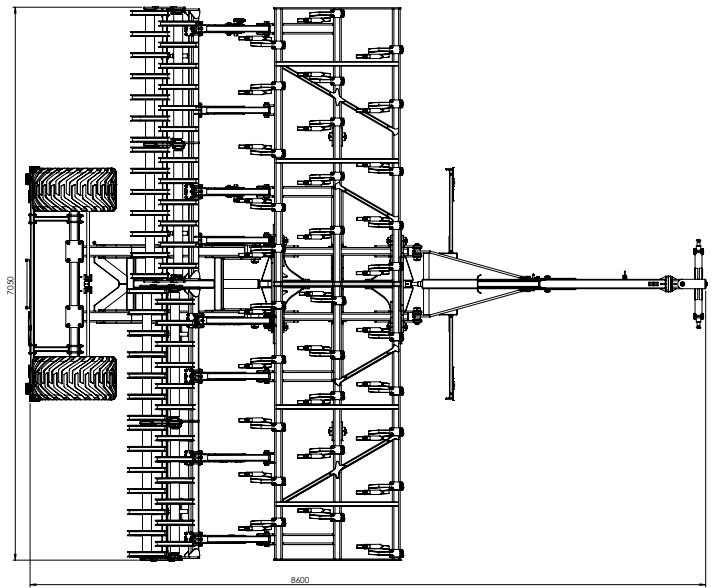
880

1 020

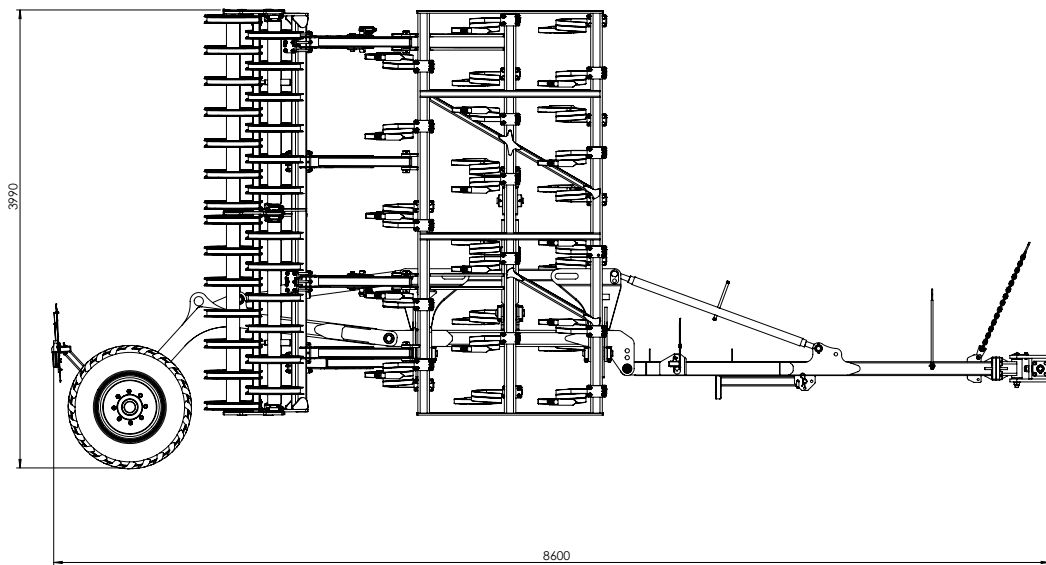
FRONT FOLDED



TOP UNFOLDED



SIDE UNFOLDED



TECHNICAL DATA

Model	Working width [m]	Transport width/ height/length [mm]	Working depth [cm]	Number of tines [pcs.]	Power demand depending on the type of soil [HP].	Price [€]
U148/30	<b>3,0</b>	3000/1500/3500	5-18	13	120 - 180	<b>9 700</b>
U148/35	<b>3,5</b>	3500/1500/3500	5-18	15	150 - 210	<b>10 605</b>
U148/40	<b>4,0</b>	4000/1500/3500	5-18	17	180 - 240	<b>Ask</b>
U148/50	<b>5,0</b>	8200/3000/4000	5-18	22	210 - 250	<b>17 965</b>
U148/60	<b>6,0</b>	8200/3000/4000	5-18	26	240 - 280	<b>Ask</b>
U148/70	<b>7,0</b>	8200/3000/4000	5-18	30	320 - 390	<b>38 855</b>

# CULTIVATOR WITH 5 ROWS OF TINES - PRE-SOWING



## STANDARD EQUIPMENT

- ✓ Spring tines - S type / straight
- ✓ Hydraulically foldable side segments (double-acting cylinder)
- ✓ 3-point suspension system 2/3 CAT.
- ✓ Reversible plowshare
- ✓ Double-string roller
- ✓ Track loosener
- ✓ LED Lights

## OPTIONAL EQUIPMENT

- Leveling strip for leveling the soil after the cultivator. Ask €

## U496/83

MASA KULTYWATORA  
Z WAŁAMI 2800 KG



Type S tines - hardened vibrating tines for intensive cultivation. Soil cultivation tools that, thanks to their construction, allow work in various soil conditions. Their flexibility and the placement of the chisel blade at the attachment point ensure precise maintenance of the selected working depth. The rounding of the spring cross-section increases their elasticity and facilitates soil cultivation.



Straight tines - providing comprehensive cultivation and mixing of the entire soil profile. Universal tines for working on different types of soil. The working angle prevents the lifting of the moist layer to the surface. Their special shape ensures rigidity and stable maintenance of the working depth.



Support wheel - wide low-pressure tires ensure the maintenance of a constant working depth.



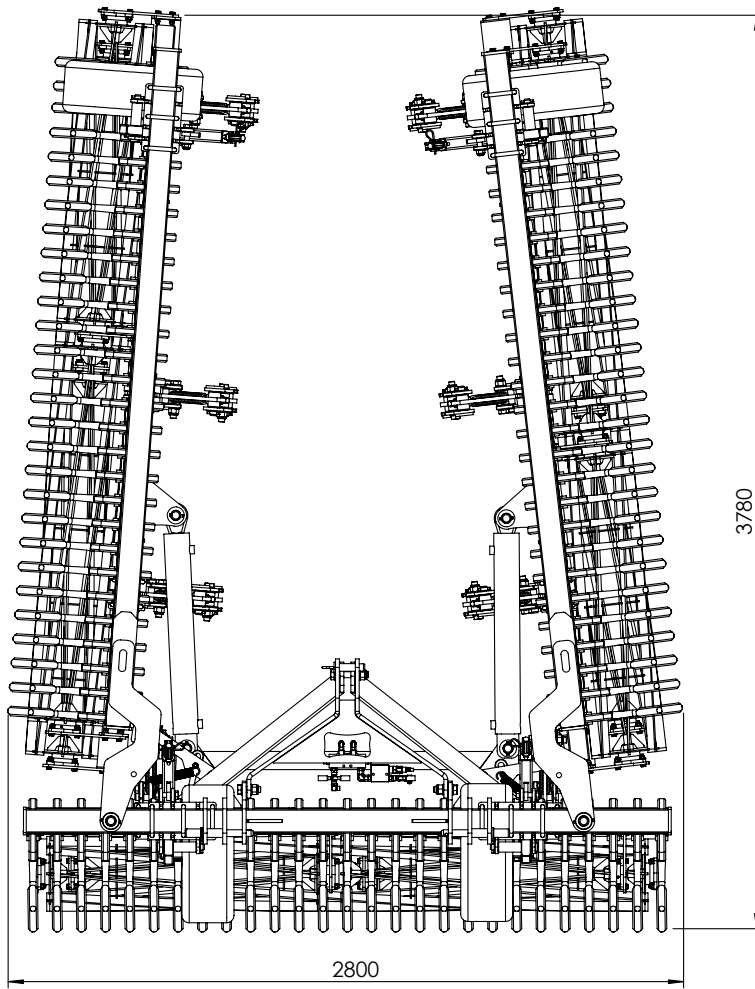
Double-string roller with a diameter of  $\varnothing 300$  mm - Ideal for dry clayey soils. It is equipped with sturdy tubular profiles. It guarantees good soil compaction, has a crushing effect, and breaks down larger soil aggregates. Ensures precise maintenance of the working depth.

## TECHNICAL DATA

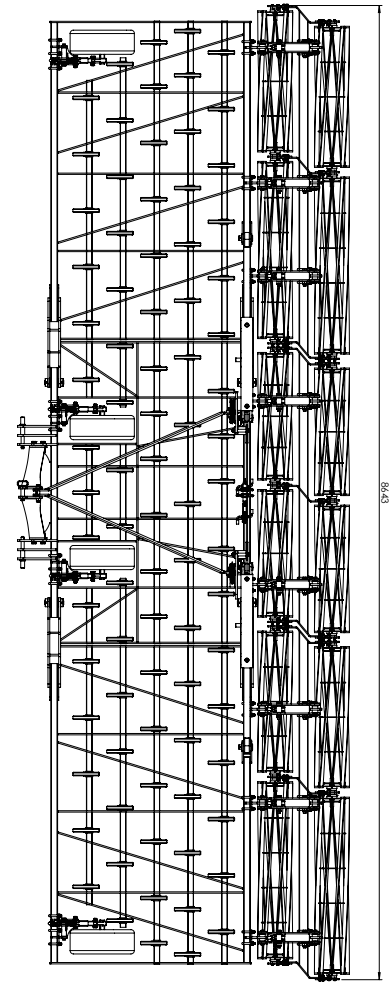
Model	Working width [m]	Transport width/ height/length [mm]	Working depth [cm]	Number of teeth	Spacing of teeth [cm]	Size of working elements [mm]	Power demand [HP]	Weight with a roller [kg]	Cultivator price [€]
<b>U496/83</b>	<b>8,3</b>	2800/3780/3000	4-12	83	10	zqb - 32x12	180-250	2800	<b>23 340</b>



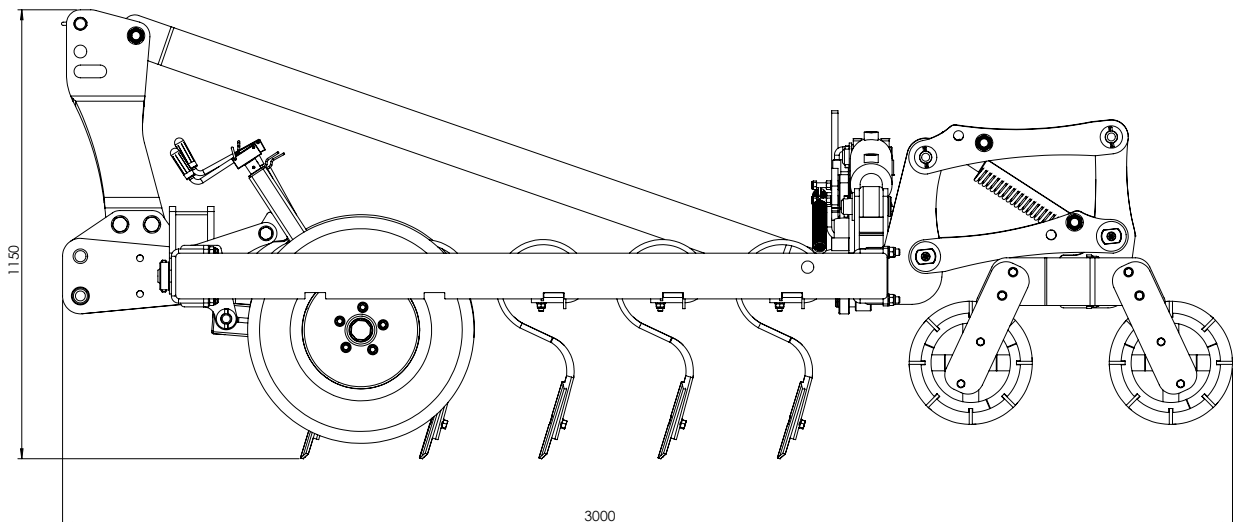
FRONT UNFOLDED



TOP UNFOLDED




SIDE UNFOLDED





**STANDARD EQUIPMENT**

- ✓ Distance between rows of discs 100 cm
- ✓ 2 rows of discs ø560 (spherical type C), edge ø510
- ✓ Side screens
- ✓ Rubber shock absorbers
- ✓ STRENX arms
- ✓ Maintenance-free hubs



New addition to the offer - 2024 promotion



Rubber shock absorbers prevent permanent deformation of the STRENX arm



Maintenance-free hubs ensure long and trouble-free operation.



2 rows of ø560mm discs (spherical type C) with a thickness of 4mm.



STRENX-type disc support facilitates the transport of soil masses between the rows of discs, especially when dealing with a large amount of crop residues



Disc row spacing - 1000 mm



V-ring with a Ø550 mm diameter and a cleaning beam at the rear of the shaft



Side screens

**TECHNICAL DATA**

Model	Working width [m]	Trolley	Number of discs main + side	Diameter of main discs [mm]	Disc row spacing [cm]	Power demand depending on the type of soil [HP].	Weight of the unit w/o roller[kg]	Price with roller pipe	Price with V-ring roller
U741/PL	<b>3.0</b>	-	22+2	Ø560 - C	100	80-110	1050	<b>7 275</b>	<b>8 620</b>



## STANDARD EQUIPMENT

- ✓ 2 rows of discs ø510, edge ø460
- ✓ Mechanical working depth adjustment
- ✓ Krašnik maintenance-free hubs
- ✓ Soil screeners - side discs limiting the soil falling beyond the work area
- ✓ STRENX arms



Mechanical depth adjustment - ensures precise depth adjustment.



STRENX-type disc support facilitates the transport of soil between the disc rows (especially for large amounts of plant residues)



Removable three-point attachment for the upper suspension point - ensuring ease of transport to the customer



STRENX-type disc support facilitates the transport of soil masses between the rows of discs, especially when dealing with a large amount of crop residues

## OPTIONAL EQUIPMENT [€]

Model	U741	U741/1
<b>Working width [m]</b>	<b>3,0</b>	<b>4,0</b>
Discs fi 510 #6mm with big cuts, thick	495	665
Discs fi 560 with standard cuts	185	250
Discs fi 560 #6mm with big cuts, thick	605	805
SKF / NKE hubs	590	785

## TECHNICAL DATA

Model	Working width [m]	Trolley	Number of discs main + side	Diameter of main discs [mm]	Disc row spacing [cm]	Power demand depending on the type of soil [HP].	Weight of the unit w/o roller[kg]	Price with roller pipe ø500	Price with packer roller ø500
U741	<b>3,0</b>	-	22 + 2	Ø510 / Ø460	80	80-110	830	<b>8 095</b>	<b>9 465</b>
U741/1	<b>4,0</b>	-	32 + 2	Ø510 / Ø460	80	110-150	1200	<b>10 530</b>	<b>11 800</b>



**STANDARD EQUIPMENT**

- ✓ 2 rows of discs ø560, edge ø510
- ✓ Hydraulic working depth adjustment
- ✓ Rubber shock absorbers
- ✓ Scrapers
- ✓ Maintenance-free SKF hubs / NKE alternatively
- ✓ STRENX arms



Hydraulic depth adjustment - ensures precise depth adjustment



Rubber shock absorbers prevent permanent deformation of the STRENX arm



SKF maintenance-free hubs ensure long and trouble-free operation



STRENX-type disc support facilitates the transport of soil masses between the rows of discs, especially when dealing with a large amount of crop residues



Scrapers - direct the soil under the discs and under the rollers for excellent crumbling



In standard, 560mm diameter discs with a thickness of 4 mm.



OPTION: 560mm diameter discs with a thickness of 6 mm and larger cutouts.



Lights LED - hinged



Folding side supports for transport



OPTION: Side screens to limit soil spillage outside the working area



OPTION: Disc side screens to limit soil spillage outside the working area



OPTION: Floating edge screens - to limit soil spillage outside the working area.



## TECHNICAL DATA

Model	Working width [m]	Trolley	Number of discs main + side	Diameter of main discs [mm]	Disc row spacing [cm]	Power demand depending on the type of soil [HP]	Weight of the unit w/o roller[kg]	Price	Net (6mm plates with larger cutouts)
U740/25	<b>2,5</b>	-	18 + 2	Ø560 / Ø510	80	80-110	1250	<b>8 940</b>	<b>9 350</b>
U740/30	<b>3,0</b>	-	22 + 2	Ø560 / Ø510	80	110-130	1420	<b>9 935</b>	<b>10 425</b>
U740/35	<b>3,5</b>	-	26 + 2	Ø560 / Ø510	80	120-150	1570	<b>10 965</b>	<b>11 540</b>
U740/40	<b>4,0</b>	-	30 + 2	Ø560 / Ø510	80	140-170	1780	<b>12 200</b>	<b>12 855</b>
U740/50	<b>5,0</b>	-	38 + 2	Ø560 / Ø510	80	180-200	2230	<b>Ask</b>	<b>Ask</b>

## OPTIONAL EQUIPMENT [€]

Model	U740/25	U740/30	U740/35	U740/40	U740/50
<b>Working width [m]</b>	<b>2,5</b>	<b>3,0</b>	<b>3,5</b>	<b>4,0</b>	<b>5,0</b>
Pipe roller ø600	1 810	2 015	2 175	2 690	3 620
Packer roller ø500	-	3 360	-	-	-
U-box roller ø500	-	2 890	3 360	-	-
Double U-box roller	3 975	4 295	5 085	-	7 945
V-ring roller	1 985	2 745	3 270	-	3 975
DD heavy roller	3 945	4 380	4 965	-	7 890
DD HD heavy roller	4 090	4 555	5 110	-	8 180
String roller	-	1 840	1 930	-	-
Crushing and kneading roller	2 570	2 570	2 775	-	4 675
<i>Note! Full data regarding the rollers can be found on pages 142-144.</i>					
Side plates			335		
Side discs			645		
Side discs - floating			585		
Lights LED - hinged			265		
Painting the frame in a color other than the standard - extra charge		585		730	



**STANDARD EQUIPMENT**

- ✓ 2 rows of discs ø560, edge ø510
- ✓ hydraulic working depth adjustment
- ✓ rubber shock absorbers
- ✓ scrapers
- ✓ maintenance-free hubs SKF / NKE alternatively
- ✓ STRENX arms



Hydraulic depth adjustment - ensures precise depth adjustment



Rubber shock absorbers prevent permanent deformation of the STRENX arm



SKF maintenance-free hubs ensure long and trouble-free operation



STRENX-type disc support facilitates the transport of soil masses between the rows of discs, especially when dealing with a large amount of crop residues



Scrapers – direct the soil under the discs and under the rollers for excellent crumbling



In standard, 560mm diameter discs with a thickness of 4 mm.



OPTION: 560mm diameter discs with a thickness of 6 mm and larger cutouts.



Trolley for the soil cultivation and seeding unit for versions above 4.5m



LED signal lights for the semi-mounted unit compliant with EU homologation



OPTION: Side screens to limit soil spillage outside the working area



OPTION: Disc side screens to limit soil spillage outside the working area



OPTION: Floating edge screens - to limit soil spillage outside the working area.



Option: Anti-shock system MF-SAW



Rotary category 3/4 beam



Option - CLEIVS beam



OPTION; Trailed cultivator seeder platform

## TECHNICAL DATA

Model	Working width [m]	Number of discs main + side	Diameter of main discs [mm]	Disc row spacing [cm]	Power demand depending on the type of soil [HP].	Weight of the unit w/o roller[kg]	Price	Net (6mm plates with larger cutouts)
U710/45	<b>4,5</b>	34 + 2	Ø560 / Ø510	80	150-200	2620	<b>20 530</b>	<b>21 265</b>
U710/50	<b>5,0</b>	38 + 2	Ø560 / Ø510	80	160-220	2230	<b>21 970</b>	<b>22 790</b>
U710/60	<b>6,0</b>	46 + 2	Ø560 / Ø510	80	170-240	3060	<b>23 805</b>	<b>24 785</b>
U710/70	<b>7,0</b>	56 + 2	Ø560 / Ø510	80	280-340	3450	<b>27 735</b>	<b>28 920</b>

## OPTIONAL EQUIPMENT [€]

Model	U710/45	U710/50	U710/60	U710/70
<b>Working width [m]</b>	<b>4,5</b>	<b>5,0</b>	<b>6,0</b>	<b>7,0</b>
Trolley without brakes		8 510		8 745
Trolley with hydraulic brakes		8 900		9 135
Trolley with 2-line hydraulic brakes (EU homologation)		11 760		12 000
Trolley do agregatu uprawowo-siewnego hamulec 2-line pneumatic brake (type of homologation EU)		11 015		11 250
Extended version of trolley - drawbar LONG			510	
Drawbar floating regulation - extra charge			245	
Anti-shock system MFSAW - extra charge			1 045	
CLEVIS beam - extra charge			90	
Lights LED to trolley - required for EU approval			1 080	
Lights LED to trolley			915	
Trailed cultivator seeder platform			1 475	
<i>Note! Full data regarding the rollers can be found on pages 142-144.</i>				
Pipe roller ø600	3 360	3 620	4 030	4 355
Packer roller ø500	5 550	-	6 720	-
U-box roller ø500	5 085	-	5 785	6 720
Double U-box roller	7 710	7 945	8 590	10 165
V-ring roller	4 820	-	5 490	6 545
DD heavy roller	7 245	7 890	8 765	9 935
DD HD heavy roller	7 595	8 180	9 115	10 225
String roller	3 270		3 680	3 855
Crushing and kneading roller	-	4 675	5 190	5 550
Land levellers (to version with trolley suggested LONG drawbar)	3 330	-	3 710	-
Overload / block valve			450	
Side plates			335	
Side discs			645	
Side discs - floating			585	
Lights LED - hinged			820	
Hinged cultivator seeder platform			1 020	
Painting the frame in a color other than the standard - extra charge		880		1020



**STANDARD EQUIPMENT**

- ✓ 2 rows of discs made from boron steel with Ø620 diameter and 6mm thickness
- ✓ Mechanical working depth adjustment
- ✓ Rubber shock absorbers
- ✓ Cultivator teeth - 2 rows
- ✓ Maintenance-free hubs SKF
- ✓ STRENX arms



Mechanical depth adjustment - ensures precise depth adjustment.




Rubber shock absorbers prevent permanent deformation of the STRENX arm



SKF maintenance-free hubs ensure long and trouble-free operation



STRENX-type disc support facilitates the transport of soil masses between the rows of discs, especially when dealing with a large amount of crop residues




Harrow tines - 2 rows - distribute soil masses evenly across the entire width.



Discs 6mm with bigger cuts



Ground clearance under the frame - 750mm



Disc row spacing - 1070 mm

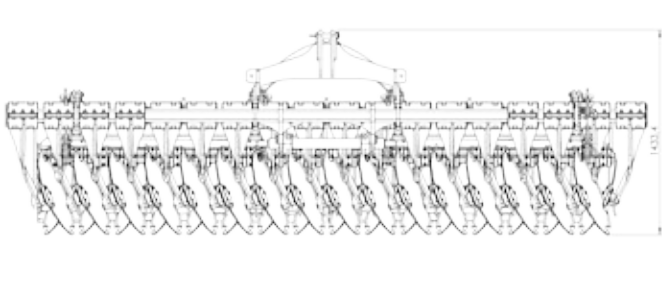
**TECHNICAL DATA**

Model	Working width [m]	Trolley	Number of discs main + side	Diameter of main discs [mm]	Disc row spacing [cm]	Power demand depending on the type of soil [HP].	Weight of the unit w/o roller[kg]	Price
U786/2	<b>3,0</b>	-	22 + 2	Ø620	107	100-160	1720	<b>16 065</b>
U786/1	<b>3,5</b>	-	26 + 2	Ø620	107	120-200	2000	<b>18 260</b>
U786	<b>4,0</b>	-	30 + 2	Ø620	107	160-240	2520	<b>19 575</b>




## TECHNICAL DIMENSIONS - U786

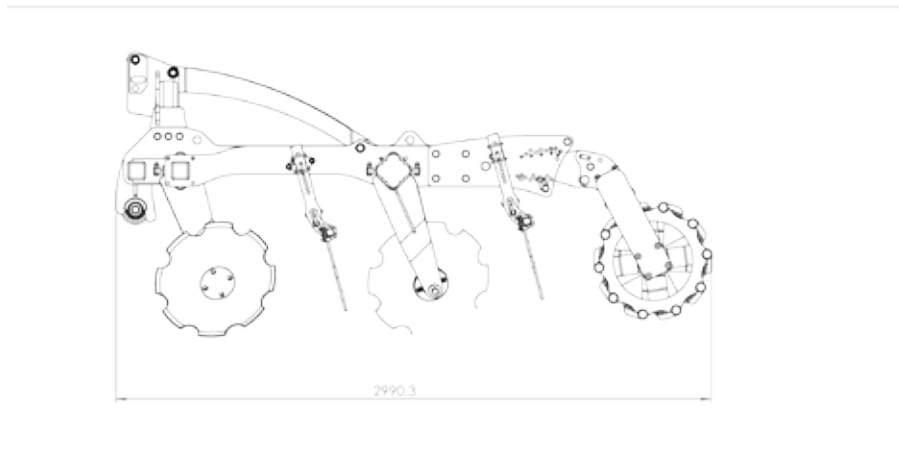
### FRONT UNFOLDED



### TOP UNFOLDED



### SIDE UNFOLDED



### OPTIONAL EQUIPMENT [€]

Model	U786/2	U786/1	U786
<b>Working width [m]</b>	<b>3,0</b>	<b>3,5</b>	<b>4,0</b>
Pipe roller ø600	2 015	2 175	Ask
Packer roller ø500	3 360		5 140
U-box roller ø500	2 890	3 360	-
Double U-box roller	4 295	5 085	-
V-ring roller	2 745	3 270	-
DD heavy roller	4 380	4 965	-
DD HD heavy roller	4 555	5 110	-
String roller	1 840	1 930	-
Crushing and kneading roller	2 570	2 775	-
Painting the frame in a color other than the standard - extra charge		2 000	

## MODULAR "MEGA" SYSTEM - 8M



### STANDARD EQUIPMENT - IMPLEMENT TRUCK

- ✓ Coupling eye ø58mm
- ✓ Parking jack
- ✓ Tires 550/45-R22.5
- ✓ Handbrake
- ✓ Dual-circuit pneumatic / hydraulic brakes
- ✓ Toolbox
- ✓ Lighting



Dual-circuit pneumatic/  
hydraulic brake



Hydraulic adjustment of  
operation through U910  
carrier



U786 - More information on  
our website or at the nearest  
dealership



U457 - More information on  
our website or at the nearest  
dealership

### TECHNICAL DATA

Model	Working width [m]	Transport position Width/ Height/ Length [mm]	Number of working elements [pcs.]	Size of working elements [mm]	Working speed [km/h]	Power demand depending on the type of soil [HP].	Weight [kg]	Price
Implement truck	-	5990/ 2980/ 1720	-	-	-	-	3815	<b>33 595</b>
Optional work tools.								<b>+</b>
U786 (2pcs.) with tubular roller(4pcs.)	8,0	6435/ 2980/ 3850	64	Ø620	8-15	280-400	10800	<b>39 150</b>
U457 (2pcs.) with a set of shafts	8,0	6100/ 2980/ 3990	72	32x12	8-15	240-340	8200	<b>33 890</b>



Implement truck



The carrier has EU certification.



The carrier has dual-circuit pneumatic/hydraulic brakes



Nošník wheels 550/45-R22, 5



Drawbar eye  $\varnothing 58\text{mm}$



The folding system described is a "book-style" folding system.



Hydraulic depth adjustment - ensures precise depth adjustment



LED Lights



Mechanical depth adjustment - ensures precise depth adjustment.




Rubber shock absorbers prevent permanent deformation of the STRENX arm



SKF maintenance-free hubs ensure long and trouble-free operation



STRENX-type disc support facilitates the transport of soil masses between the rows of discs, especially when dealing with a large amount of crop residues



Harrow tines - 2 rows - distribute soil masses evenly across the entire width.



Discs 6mm



Ground clearance under the frame - 750mm



Disc row spacing - 1070 mm



U457 - 3 rows of discs



Agregat U457 (4m) - front and rear packer rollers with a diameter of  $\varnothing 330$



Agregat U457 (4m) - soil loosener



U457 - land levellers - 2 rows




String roller  $\varnothing 500$



Size of working elements 32x12mm



Mechanical depth adjustment



side screens



**STANDARD EQUIPMENT - IMPLEMENT TRUCK**

- ✓ Drawbar eye ø58mm
- ✓ Parking jack
- ✓ Tyres 550/45-R22, 5
- ✓ Handbrake
- ✓ Dual-circuit pneumatic / hydraulic brakes
- ✓ Toolbox
- ✓ Lighting



**TECHNICAL DATA**

Model	Working width [m]	Transport position Width/ Height/ Length [mm]	Tyres	Working speed [km/h]	Power demand depending on the type of soil [HP].	Weight [kg]	Price
Implement truck	<b>10,0</b>	5990/ 2980/ 1720	550/45-R22, 5	9-15	280-400	3815	<b>33 595</b>

Optional work tools.

Model	Working width [m]	Trolley	Number of discs main + side	Diameter of main discs [mm]	Disc row spacing [cm]	Weight of the unit w/o roller [kg]	Price	Net (6mm plates with larger cutouts)
U740/50 (2pcs.)	<b>5,0</b>	U910	38 + 2	Ø560 / Ø510	80	2230	<b>Ask</b>	<b>Ask</b>





Implement truck U910 - ....



The carrier has EU certification.



The carrier has dual-circuit pneumatic/hydraulic brakes



Nošník wheels 550/45-R22, 5



Drawbar eye ø58mm



The folding system described is a "book-style" folding system.



Hydraulic depth adjustment - ensures precise depth adjustment



LED Lights



Hydraulic depth adjustment - ensures precise depth adjustment



Rubber shock absorbers prevent permanent deformation of the STRENX arm



SKF maintenance-free hubs ensure long and trouble-free operation



STRENX-type disc support facilitates the transport of soil masses between the rows of discs, especially when dealing with a large amount of crop residues




Scrapers - direct the soil under the discs and under the rollers for excellent crumbling




In standard, 560mm diameter discs with a thickness of 4 mm.



OPTION: 560mm diameter discs with a thickness of 6 mm and larger cutouts.



Lights LED - hinged



Folding side supports for transport



OPTION: Side screens to limit soil spillage outside the working area



OPTION: Disc side screens to limit soil spillage outside the working area



OPTION: Floating edge screens - to limit soil spillage outside the working area.



# ROLLERS FOR CULTIVATORS



**PIPE**

Ideal for dry and silty soil. The roller has solid tubular profiles. It ensures good soil compaction, has a crushing effect, breaks up larger soil aggregates. Ensures accurate maintenance of the working depth.



**TOOTHED  
PACKER**

The roller leaves the soil in strips: it improves the conditions for water and gas exchange in the soil. The roller is recommended for stony, moist soil with a high amount of organic matter. The roller leaves optimal soil conditions for sowing. One of the more versatile shafts. The roller has cleaning scrapers made of hardened boron steel, installed on the beam.




**U-BOX**

It is a heavy roller that provides excellent crushing and soil consolidation. The soil - soil is consolidated. The roller is suitable for heavy and wetter soils. The roller is installed between the harrow which cleans and levels.

ROLLER TYPE	SOIL TYPE AND MOISTURE	- CHERNOZEM - SILTY AND HUMUSOUS SOILS - BLACK SOIL - REDZINAS - HUMUS-RICH BROWN SOILS		- BROWN SOILS WITH PODZOLIC GLEY SOILS - DEGRADED CHERNOZEM - SANDY LOAMS - BROWN AND BLACK EARTH REDZINAS - PEAT-MOORSH SOILS - PEAT SOILS		- RUSTY SOILS AND PODZOLS - RANKERS - VERY SHALLOW REDZINAS - VERY LIGHTWEIGHT SOILS AND HEAVY SOILS - WATERLOGGED SOILS.	
		dry	moist	dry	moist	dry	moist
V-RING	Watering	●●○○	●●●○	●●●○	●●○○	●●○○	●●○○
	Crushing	●●○○	●●○○	●●○○	●●●○	●●●○	●●●●
	Alignment	●●○○	●●○○	●●○○	●●●○	●●○○	●●○○
Pipe	Watering	●●○○	●●○○	●●○○	●●○○	●●●○	●●○○
	Crushing	●●○○	●●○○	●●○○	●●○○	●●●○	●●○○
	Alignment	●●○○	●●○○	●●○○	●●○○	●●●○	●●○○
Toothed Packer	Watering	●●●●	●●●○	●●●●	●●●●	●●●●	●●●●
	Crushing	●●●●	●●●○	●●●●	●●●●	●●●●	●●●●
	Alignment	●●●○	●●●○	●●●●	●●●●	●●●●	●●●●
U-BOX	Watering	●●●○	●●○○	●●○○	●●○○	●●●●	●●○○
	Crushing	●●○○	●●○○	●●○○	●●○○	●●●●	●●○○
	Alignment	●●○○	●●○○	●●○○	●●○○	●●●●	●●○○
U-BOX double	Watering	●○○○	●○○○	●●●○	●●●○	●●●●	●●●●
	Crushing	●○○○	●○○○	●●●○	●●●○	●●●●	●●●●
	Alignment	●○○○	●○○○	●●●○	●●●○	●●●●	●●●●

Legenda:

VERY GOOD	●●●●	OPTIMAL	●●○○
GOOD	●●●○	SATISFACTORY	●○○○
NOT RECOMMENDED	○○○○		



**U-BOX  
DOUBLE**



**V-RING**

guarantees squeezing of soil in strips. For heavier soils, the roller has a harrow between its rings, which cleans and levels the field.

U box packer designed for breaking up aggregates of heavy soils with a high degree of lump drying. The roller gives a sensational quality of subsoil preparation and levelling, allowing for a simplified sowing.

It is a heavy roller that guarantees excellent crushing and squeezing of soil – soil is consolidated in strips. The roller is suitable for heavier and wetter soils. The roller has a harrow installed between its rings, which cleans and levels the field.



# ROLLERS FOR CULTIVATORS



**HEAVY TYPE DD**

It is a ring roller with sharp ridges for a deeper soil compaction. The roller is excellent at crushing large lumps of earth, while its significant weight presses rocks into soil. It is suitable for working on heavy and rocky soils characterised by large amounts of organic matter. The roller has cleaning scrapers.



**HEAVY TYPE  
DD - HEAVY DUTY**

Thanks to their design, spring rollers do not collect sticky soil on their surface. There are harrowing elements installed between the spring rings of the roller. This roller is used for deeper soil compaction and for loosening of the surface layer at the same time. The elasticity of the springs ensures even soil compaction across the entire working width and has the ability of self-cleaning.



ROLLER TYPE	SOIL TYPE AND MOISTURE	- CHERNOZEM - SILTY AND HUMUSOUS SOILS - BLACK SOIL - REDZINAS - HUMUS-RICH BROWN SOILS		- BROWN SOILS WITH PODZOLIC GLEY SOILS - DEGRADED CHERNOZEM - SANDY LOAMS - BROWN AND BLACK EARTH REDZINAS - PEAT-MOORSH SOILS - PEAT SOILS		- RUSTY SOILS AND PODZOLS - RANKERS - VERY SHALLOW REDZINAS - VERY LIGHTWEIGHT SOILS AND HEAVY SOILS - WATERLOGGED SOILS.	
		suche	wilgotne	suche	wilgotne	suche	wilgotne
Heavy Type DD	Watering	●●●●	●●●○	●●●●	●●●●	●●●○	●●●○
	Crushing	●●●●	●●●●	●●●●	●●●●	●●●○	●●●○
	Alignment	●●●●	●●●●	●●●●	●●●●	●●●○	●●●○
Heavy Type DD - heavy duty	Watering	●●●●	●●●○	●●●●	●●●●	●●●○	●●●○
	Crushing	●●●●	●●●●	●●●●	●●●●	●●●○	●●●○
	Alignment	●●●●	●●●●	●●●●	●●●●	●●●○	●●●○
String	Watering	●●○○	●●○○	●○○○	●○○○	●○○○	●○○○
	Crushing	●●●●	●●●●	●●●●	●●●●	●●●●	●●●●
	Alignment	●○○○	●○○○	●○○○	●○○○	●○○○	●○○○
Crushing and kneading roller	Watering	●●●●	●●●●	●●●●	●●●●	●●●○	●●●○
	Crushing	●●●●	●●●●	●●●●	●●●●	●●●○	●●●○
	Alignment	●●●●	●●●●	●●●●	●●●●	●●●○	●●●○

Legenda:

VERY GOOD	●●●●	OPTIMAL	●●○○
GOOD	●●●○	SATISFACTORY	●○○○
NOT RECOMMENDED	○○○○		



Ideal for dry and silty soil. The roller has solid tubular profiles. It ensures good soil compaction, has a crushing effect, breaks up larger soil aggregates. Ensures accurate maintenance of the working depth.

It is a heavy roller that guarantees excellent crushing and squeezing of soil – soil is consolidated in strips. The roller is suitable for heavier and wetter soils. The roller has a harrow installed between its rings, which cleans and levels the field.

# SUSPENDED MOWERS

## **Top quality work.**

Our range includes suspended rotary mowers for of green plants in meadows and fields. The high speed of the working discs allows for very good mowing quality and performance. It works well on both low and high-yielding farms.





## STANDARD EQUIPMENT

- ✓ PTO shaft (460Nm, L-860, one-way clutch)
- ✓ Protective tarpaulin
- ✓ Breakback safety system
- ✓ Hydraulic cylinder
- ✓ Adjustable support leg
- ✓ Transport lock
- ✓ Quick-change blade spanner
- ✓ Box of spare blades
- ✓ Corner cutting bar with safety device
- ✓ Spring-based suspension system

## OPTIONAL EQUIPMENT

- Swath wheels



### Spring-based suspension system

Springs take off the pressure of the cutter bar on the ground, extending its life



### Folding front guard

Easy access to the cutter bar for blade change or maintenance



### Corner cutter bar with safeDEVICE

Each disc is protected by a shear pin protection device – upon collision, the disc is disabled from the drive system. Lowers repair costs and failure rates.



### Terrain copying system

0–8 degrees working range of the cutter bar

## TECHNICAL DATA

	Z011	Z011/1	Z011/2	Z011/3
Working width [mm]	2100	2500	2800	3200
Number of discs [pcs]	5	6	7	8
Number of blades [pcs]	10	12	14	16
Working efficiency [ha/h]	2	2,5	3	3,5
PTO speed [rpm]	540	540	540	540
Hitch category	II lub III	II lub III	II lub III	II lub III
Power requirement [HP]	30	45	60	80
Weight [kg]	497	527	563	610

## DISC MOWERS

### STANDARD EQUIPMENT

- ✓ 2 PTO shafts (880 nm version with friction clutch and 620 nm version with one-way clutch)
- ✓ Quick-hitch frame
- ✓ Hydraulic cylinder
- ✓ Protective tarpaulin
- ✓ Blade quick-change spanner
- ✓ Box of spare blades
- ✓ Double swath wheels



**Z093**  
FRONTCUT



#### Cross covers

Protects joints of PTO shaft and transmission.



#### Gearbox transmission

Made by world renowned manufacturers



#### Hydraulic cylinder

For easy lifting and transport of the machine. Single-acting



#### Quick hitch "A" frame

Standard equipment, allows for quick aggregation to the tractor

### TECHNICAL DATA

Working width [mm]	3000
Number of discs [pcs]	7
Number of cutters [pcs]	14
Double swath wheels [pcs]	2
Working efficiency [ha/h]	3,5
PTO speed [rpm]	1000
Hitch category	II
Power requirement [HP]	80
Weight [kg]	975





## STANDARD EQUIPMENT

- ✓ reinforced metal cover
- ✓ Metal cover with barriers - Z026/6
- ✓ protective tarpaulin
- ✓ breakback device
- ✓ Mechanical folding for transport position
- ✓ hydraulic folding for transport position – Z026/6
- ✓ PTO shaft 460Nm L-860 - Z026/6
- ✓ knife quick-change tool
- ✓ set of spare knives
- ✓ adjustable lower-hitch pivot pins

## OPTIONAL EQUIPMENT

- Hydraulic lift – makes it easier to fold the machine for transport. It includes a mechanical lock preventing the mower from folding out to the working position in case of hydraulic failure.
- PTO shaft (560 Nm, L710)



### Three-point hitch

One folded steel profile, which significantly increases hitch durability (unlike welded profiles)



### Top cover

Extra-reinforced with a solid frame. Streamlined shape prevents the gathering of waste on the surface



### Belt transmission

Drive is transmitted via 4 V-belts. A freewheel clutch to protect the drive line.



### Protective tarpaulins

Canvas tarpaulin made of high-quality material provides perfect protection against flying objects escaping from underneath the machine. Reinforced along the bottom edge with a rubber collar

TECHNICAL DATA	Z026 MINI MINI	Z026 MINI	Z026	Z026/1	Z026/2	Z026/6
Working width [mm]			1350	1650	1850	2100
Swath width [mm]			600	700	800	900
Working efficiency [ha/h]			~1,0	~1,5	~2,0	~2,5
Number of blades [pcs]			4	6	6	8
PTO speed [RPM]			540	540	540	540
Hitch category			I/II	I/II	II/III	II/III
Power requirement [HP]			od 25	od 40	od 60	od 70
Weight [kg]			300	349	410	562

## FLAIL MOWERS

### STANDARD EQUIPMENT

- ✓ PTO with shear-pin clutch
- ✓ Safety flaps
- ✓ Skids working shaft armed with flails
- ✓ Welded shredding-blade

### OPTIONAL EQUIPMENT

- Hydraulic shift (except SlimCut 135 and SlimCut 150 model)



#### Belt transmission

Drive is transmitted by four v-belts. Machine protection. Clampex clutch system.



#### Rubber cover

Deflects crops



#### Protective skids

90mm in width. Protect the machine from obstacles



#### Three-point hitch

One folded steel profile, which significantly increases hitch durability (unlike welded profiles)

### TECHNICAL DATA

	Z022 100	Z022 135	Z022 135H	Z022 150	Z022 150H	Z022 180	Z022 180H
Working width [mm]	1000	1350	1350	1500	1500	1730	1730
Power requirement [HP]	15	25	25	30	30	40	40
PTO speed	540	540	540	540	540	540	540
Category of three-point hitch	I	I	I	I	I	I	I
PTO shaft	460 Nm, shear-pin clutch, L - 860mm	460 Nm, shear-pin clutch, L - 860mm	460 Nm, shear-pin clutch, L - 860mm	460 Nm, shear-pin clutch, L - 860mm	460 Nm, shear-pin clutch, L - 860mm	620 Nm, shear-pin clutch, L - 1010mm	620 Nm, shear-pin clutch, L - 1010mm
Number of flails	16	22	22	24	24	26	26
Working capacity [ha/h]	0,5	0,7	0,7	0,75	0,75	1,3	1,3
Number of V-belts	2	2	2	2	2	4	4
Weight [kg]	222	260	302	273	315	418	449
Hydraulic shift [mm]	-	-	410	-	410	-	410



## STANDARD EQUIPMENT

- ✓ Hydraulic travel
- ✓ Tilting discharge flap
- ✓ Copying shaft or wheels
- ✓ Shaft with Y-knives or flails
- ✓ Counterblade
- ✓ V-belt cooling system

## OPTIONAL EQUIPMENT

- PTO



### Pulley transmission

Mounted on self-centring bearings – provide longer life and enable transmission of high torques. The machine is driven by 4 V-belts, tensioned via a bolt adjuster.



### Casing

Made from high quality material. Thickness (3mm). Sidewall (8mm). Resistant to material impact.



### Terrain copying

Using wheels or a contour roller. Contour roller is mounted inside the body (debris is thrown behind it). Wheels are mounted outside the body



### Cutting height adjustment

Wheels allow cutting height adjustment from 2 to 25cm. Contour roller allows cutting height adjustment from 2 to 8cm.

## TECHNICAL DATA

	Z022/1	Z022/2	Z022/3
Working width [mm]	2000	2500	2800
Schredding width [mm]	2000	2500	2800
V-belts quantity [pcs]	4	4	4
Flail quantity [pcs]	32	40	46
Knife quantity [pcs]	64	80	92
Main shaft diameter [mm]	159	159	159
Work efficiency [ha/h]	1,7	2,0	2,2
PTO speed [rpm]	540	540	540
3pt linkage category	II	II	II
Power requirement [HP]	40	50	75
Weight with wheels [kg]	517	574	632
Weight with roller [kg]	481	545	604

## FLAIL MOWERS

### STANDARD EQUIPMENT

- ✓ PTO shaft (620nm, I-1010 with one-way clutch + 900nm friction clutch)
- ✓ Gearbox with a freewheel
- ✓ Hinged rear door
- ✓ Reinforced frame
- ✓ Support wheels
- ✓ Working shaft with flail hammers
- ✓ Cutting height adjustment
- ✓ Skids
- ✓ protective metal stone guards



**Z313**  
PROFICUT



#### Openable rear door

Allows the mower to allow high volume material to be thrown out. Prevents accumulation of mowed mass inside the machine



#### Suspension frame

Extra-reinforced to withstand the toughest conditions



#### Body

Made of high-quality material. Double-reinforced



#### Contour following

With the help of support wheels

### TECHNICAL DATA

#### Z313

Working width [mm]	3200
Schredding width [mm]	3200
V-belt quantity [pcs]	2x3
Flail hammer quantity [pcs]	46
Main shaft diameter [mm]	219
Work efficiency [ha/h]	2,5
PTO speed [rpm]	540
3pt linkage category	II
Power requirement [HP]	120
Weight [kg]	1400






## STANDARD EQUIPMENT

- ✓ 2 PTO SHAFTS (1500Nm, L-1190 wide-angle + 620Nm, L-1010 with a shear pin clutch)
- ✓ Rear contour copying roller
- ✓ Rotor shaft with flail hammers
- ✓ Cutting height adjustment
- ✓ Bolted shredding-blade
- ✓ Safety skids
- ✓ Protective flaps

## Z315 ROADCUT



### Rubber curtains

Prevent hazardous objects from being ejected from under the curtain. Ensure smooth outflow of the mown material.



### Metal bumper

Provides additional protection against obstacles.



### Hydraulic cylinder

Enables the machine to work on tilting and at different angles



### Cutting height adjustment

The rear roller allows cutting height adjustment by 2 cm to 8 cm

## TECHNICAL DATA

	Z315	Z315/1	Z315/2
Working width [mm]	1600	1800	2000
Mulch width [mm]	1600	1800	2000
Number of V-belts [pcs]	4	4	4
Number of flail hammers [pcs]	24	28	32
Operating range [degrees]	+90-45	+90-45	+90-45
Working shaft diameter [mm]	159	159	159
Counter-blade	1	1	1
Working efficiency [ha/h]	1,2	1,35	1,5
PTO speed [rpm]	540	540	540
Hitch category	II	II	II
Power requirement [HP]	70	85	100
Weight [kg]	800	850	900

## ROTARY RAKES

### STANDARD EQUIPMENT

- ✓ PTO shaft
- ✓ Support wheel
- ✓ Crop deflector sheet
- ✓ Mechanical adjustment of raking height
- ✓ Floating beam (tandem) chasis



# Z208



#### Windrow-crop deflector

Provides adjustment of windrow width in 5 different positions. A canvas apron is high quality, additionally stiffened with 6 sprung supports



#### Raking height adjustment

Mechanical adjustment allows precise positioning of tines



#### Main frame

Made of a folded 5mm steel section profile. Compact and rigid structure



#### Steering system


A system of two rods allowing smooth angle operation of the hitch, up to 20° left/right. They lock the steering pivot during transport

### TECHNICAL DATA

#### Z208/1

#### Z208

	Z208/1	Z208
Working width [mm]	3600	4200
PTO speed [rpm]	max 540	max 540
Weight [kg]	570	630
PTO	270 Nm ratchet clutch M24	270 Nm ratchet clutch M34
Raked swath width [m]	0,5-1,5	0,5-1,5
Arms	9 (4 are folded for transport)	11 (6 are folded for transport)
Tines per arm	3	4
Carousel diameter [m]	2,7	3,3
Transport width [m]	2,2	2,3
Transport height [m]	2,3	2,7
Transport length [m]	3,5	4,0



## STANDARD EQUIPMENT

- ✓ Pto shaft (460nm l=1600),
- ✓ Working angle adjustment
- ✓ 3pt hitch or trailed hitch
- ✓ Mechanical height adjustment
- ✓ Hydraulic folding, support wheel

# Z578



**Tines**  
Made of sprung steel 10mm in diameter



**Adjustable floating system**  
Mechanical angle adjustment allows precise positioning of the tines



**Wheels with adjustable angle**  
Makes it possible for the machine to work at headlands



**PTO shaft**  
460Nm, L-1600 with M34 ratchet clutch

## TECHNICAL DATA

Z578

Z578

	Z578	Z578
Working width [mm]	5900	5900
Total width of the machine [mm]	5900	5900
Power requirement [HP]	od 35	od 50
PTO speed [rpm]	540	540
Working efficiency [ha/h]	5,5	5,5
PTO shaft	460 Nm, L = 1600, ratchet clutch M34	460 Nm, L = 1600, ratchet clutch M34
No. of rotors [pcs]	4	4
Number of rotor arms [pcs]	6	6
Hydraulic connection	One section	One section
Required number of hydraulic cylinders	2	2
Rotor diameter [mm]	1820	1820
Hitch category	Agricultural hitch	3 point hitch, 2nd cat.
Tyres	18x8,5-8	18x8,5-8
Weight [kg]	723	800
Transport width [mm]	max. 3000	max. 3000
Transport height [mm]	2860	3100

## TEDDER RAKES

### STANDARD EQUIPMENT

- ✓ Three-point hitch
- ✓ Wheels
- ✓ Adjustable deflectors for swath width and position
- ✓ PTO SHAFT (460Nm L=1300, one-way clutch+ 900Nm frictionclutch)



**BOCIAN**



**Machine design**

Robust, simple and easy to operate



**Wheels**

Height adjustment and swivelling



**Even swath**

Adjustable crop deflectors allow the width of the swath to be adjusted to the width of the next-stage machine



**Sprung rake tines**

8.5mm thick, with safety mountings that prevent broken or damaged springs from ending up in the swath


**TECHNICAL DATA**

**170**

**225**

	170	225
Working width [mm]	1700	2250
Power requirement [HP]	54	75
Number of tines [pcs]	52	70
Tractor hitch class	II	II
PTO speed [rpm]	540	540
Working efficiency [ha/h]	1,7	2,25
Tyre size	16x6,5-8	16x6,5-8
Weight [kg]	524	591





STANDARD EQUIPMENT

- ✓ Three-point linkage
- ✓ Floating system
- ✓ 3rd SUPPORT WHEEL
- ✓ Body with main brush
- ✓ Main brush of any type
- ✓ Fork slots

OPTIONAL EQUIPMENT

- Waste tank
- Water sprinkling system
- Side brush
- Hydraulic working angle adjustment
- LED lighting
- reinforced hydraulic system

**T814**



**Side brush**  
Ø650 mm. Can be mounted on either side. The customer chooses the type of brush (wire, polypropylene, MIX).



**Water sprinkling system**  
175 l water tank with external filter. Pressure pump (12/24 V). Spray bar complete with flat nozzles. Reduction of dust emission during operation. Side-brush mount option.



**Floating system**  
Prevents the machine from being pressed into the ground. Allows the machine to work smoothly on uneven terrain. Provides perfect terrain copying profile, which reduces the machine's failure rate.



**Fork mount**  
Enables quick coupling of the sweeper. Standard equipment. Stiff operation.

TECHNICAL DATA

	T814/3	T814	T814/1	T814/2	T814/4
Sweeping width [mm]	1200	1500	1800	2300	2800
Recommended sweeping speed [km/h]	5	5	5	5	5
Working equipment	Sweeping roller + side brush (optional)	Sweeping roller + side brush (optional)	Sweeping roller + side brush (optional)	Sweeping roller + side brush (optional)	Sweeping roller + side brush (optional)
Drive	External hydraulic system of the carrier vehicle	External hydraulic system of the carrier vehicle	External hydraulic system of the carrier vehicle	External hydraulic system of the carrier vehicle	External hydraulic system of the carrier vehicle
Speed of the sweeping roller [rpm]	150	150	150	150	150
Maximum hydraulic operating pressure [ bar ]	150	150	150	150	160
Minimum oil requirement [l/min]	25	25	25	25	80
Number of spray nozzles	5+1	5+1	5+1	7+1	9+1
Waste tank capacity [l]	100	130	160	200	600
Water tank capacity [l]	175	175	175	175	250
Sweeper weight without accessories [kg]	250	265	280	330	445



## AGRICULTURAL TWINE

The high quality of our agricultural twine is the result of many years of experience and the use of modern production solutions. Continuous tests carried out by our laboratory prove that our product is distinguished by its breaking strength, weight and length measured by computer, knotless winding, unwinding of the string to the last reel.



### Technical data:

Twine	[m/kg]	Length [m]	Weight [kg]	Strength [kg]
1000 tex	1000	2000	2	39
1350 tex	750	3000	4	55
1670 tex	600	2400	4	67
1670 tex	600	3000	5	67
2000 tex	500	2000	4	78
2500 tex	400	1600	4	98
7700 tex	130	1170	9	300



## METAL-FACH FILM

The film is designed for making haylage using our balers. It is highly flexible, perfectly wraps the bale and effectively protects its contents. The blow moulding method of production ensures increased strength. The product is more resistant to tearing and offers high resistance to adverse weather conditions thanks to the use of top quality raw materials.

Each roll has:

- uV stabiliser to protect it against UV rays, ensuring the film life for up to 1 year after wrapping;
- an additional bag to protect the roll from moisture.



### Technical data:

film colour	lifetime*	film width [m]	winding	roll length	number of rolls per pallet [pcs.]	pallet weight [kg]
white, green	1 year from the date of baling, not more than 18 months from the date of production shown on the label	500	1800	0.5	36	~792
		750	1500	0.75	24	~648

\* Depending on the number of wrapped layers and the size of the bales.

## METAL-FACH NET

STRONGER agricultural net is a top quality product designed to work with all types of balers. The finest quality raw material, processed in accordance with proven German technologies and state-of-the-art machinery, guarantees UV resistance and high tear strength of up to 300 kg.

Each roll has:

- net end indication – last 50 m
- 2 handles for convenient loading
- side plugs to protect the paper tube from moisture



### Technical data:

Length	Winding width (m)	Sleeve width	Pallet quantity	Roll weight	Strength**	Elongation
2000 m	123 cm		50 pcs.			
3000 m	125 cm	125 cm	32 pcs.	31.50 kg	>275 kg	<20%
3600 M	130 cm		28 pcs.			

\* Depending on the number of wrapped layers and the size of the bales.



**WIDTH**



**STRENGTH**



**MATERIAL**



**WRAPS UP TO  
THE EDGES**



**PROTECTION**



**NON-SOAKING**



**ANTISTATIC**



**END MARKER**

### ASK FOR DETAILS

#### Spare parts – retail sales

**24/7 HOTLINE** – +48 533 111 477  
Telephone: +48 85 711 07 90  
sklep.kontakt@metalfach.com.pl

#### METAL-FACH SP. Z O.O.

UL. KRESOWA 62, 16-100 SOKÓŁKA  
TELEPHONE: 85 711 98 40  
FAX: 85 711 07 89

# HEATING TECHNOLOGY

## CENTRAL HEATING BOILERS WE MANUFACTURE

METAL-FACH Technika Grzewcza is a family company established in 1989. Over all these years, we have developed the production of central heating boilers with their performance, economy and sustainability growing every year. Our experience has been appreciated on global markets as well as in Poland thanks to EcoDesign, 5th class and TÜV Rheinland certification. This is the guarantee of the highest quality entitlement of funding under the "Clean Air" programme.

**We are a distributor of equipment related to renewable energy sources (RES).**

Adapting to the market sustainability goals and to meet the expectations of customers, METAL-FACH Technika Grzewcza offer has been expanded by equipment using renewable energy sources (RES), such as PV systems and heat pumps. With any device from our range, you benefit from proven, reliable design and innovative and modern technology. All these devices are eligible for subsidies under the "Clean Air" or "My Electricity" programme. Many of these receive increased funding and are therefore financially beneficial to the user.



### Contact

#### Domestic sales

(General contact)

Telephone (+48) 85,711 94 54, ext. 28

E-mail: [sprzedaz@metalfach.com.pl](mailto:sprzedaz@metalfach.com.pl)

Poniedziałek-Piątek (7:00-15:00)

#### Wholesale Specialist

Provinces: Warmińsko-Mazurskie, Podlaskie, Mazowieckie, and Lubelskie

Paweł Wyszolmirski

Mobile +48 609 34 10 10

E-mail: [p.wyszolmirski@metalfach.com.pl](mailto:p.wyszolmirski@metalfach.com.pl)

#### Wholesale Specialist

Provinces: Śląskie, Opolskie, Łódzkie, Świętokrzyskie, Małopolskie, and Podkarpackie

Sławomir Dymowski

Mobile +48 721 20 10 10

E-mail: [s.dymowski@metalfach.com.pl](mailto:s.dymowski@metalfach.com.pl)

#### Wholesale Specialist

Provinces: Lubuskie, Dolnośląskie, Wielkopolskie, Pomorskie, Zachodnio-Pomorskie, Kujawsko-Pomorskie.

Rafał Szelest

Mob.: +48 695 05 60 45

E-mail: [r.szelest@metalfach.com.pl](mailto:r.szelest@metalfach.com.pl)



# NOTES

---

A series of horizontal dotted lines for taking notes.

# NOTES

---

*(The page contains 38 horizontal dotted lines for writing notes.)*





METAL-FACH Sp. z o.o.

tel. (085) 711 98 40  
ul. Kresowa 62, 16-100 Sokółka, Polska

[www.metalfach.com.pl](http://www.metalfach.com.pl)  
[biuro@metalfach.com.pl](mailto:biuro@metalfach.com.pl)

Visit us on Social Media



Original edition in the Polish language.  
All prices provided are net prices.

Your dealer

*Metal-Fach Sp. z o.o. is constantly improving its products and adjusting its package to the needs of its customers, so it reserves the right to make changes to its product range without notice. Therefore, before making your purchase decision, please contact an authorised dealer or sales representative of Metal-Fach. Metal-Fach Sp. z o.o. will not accept any complaints regarding the data and pictures contained in the catalogue, as the presented range of products does not constitute an offer within the meaning of the provisions of the Civil Code. The pictures do not necessarily show standard accessories. Technical data of the selected product may vary depending on the selected equipment. Original spare parts are available from authorised dealers, both in Poland and abroad, and also at the Metal-Fach retail outlet*